

HAWK EYE

Huntingdonshire District
& Cambridge City Council

Shared Service Monitoring Centre

Q3 Performance Review

Financial Year 2024/25

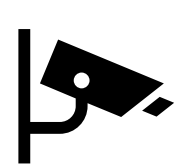


CONTENTS

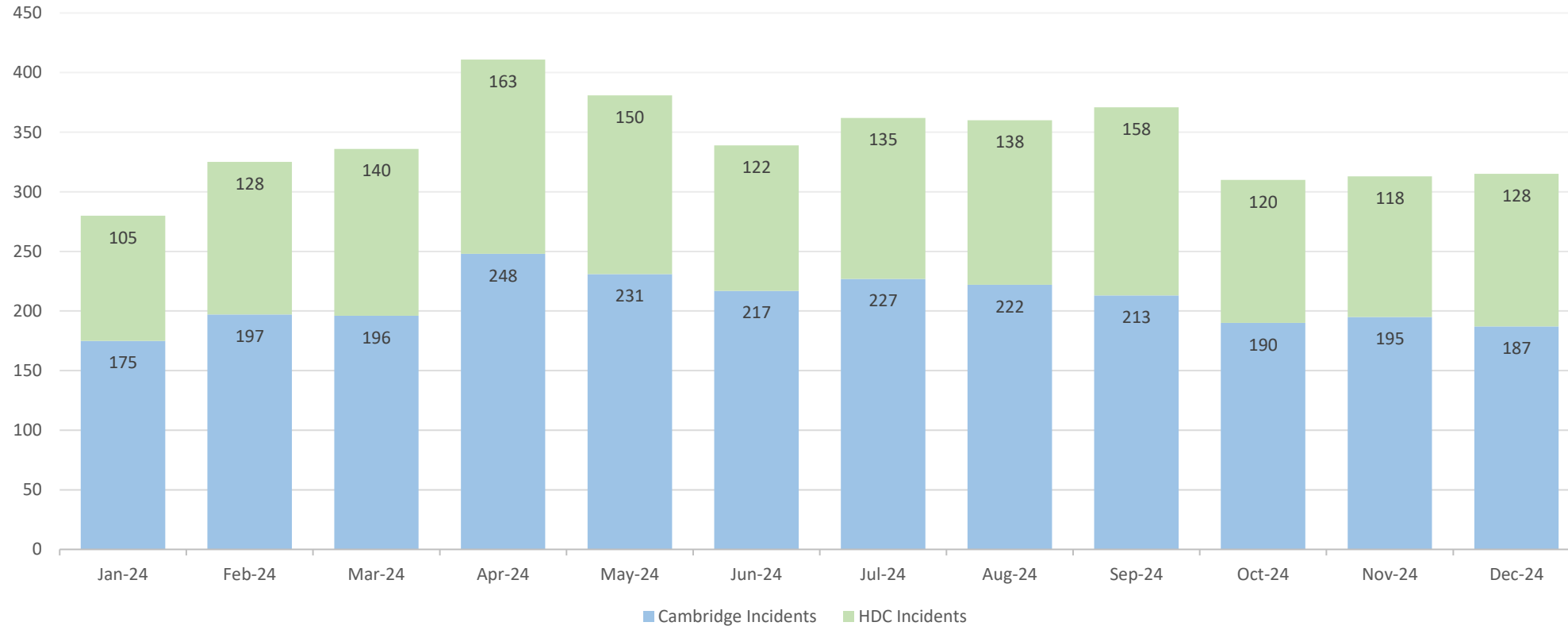
- TOPLINE SERVICE PERFORMANCE
- CCTV INCIDENT HIGHLIGHTS
- CCTV IN THE NEWS
- APPENDIX

TOPLINE SERVICE
PERFORMANCE



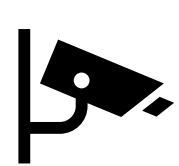


TOTAL CCTV INCIDENTS BY COUNCIL APRIL 2024 – DECEMBER 2024



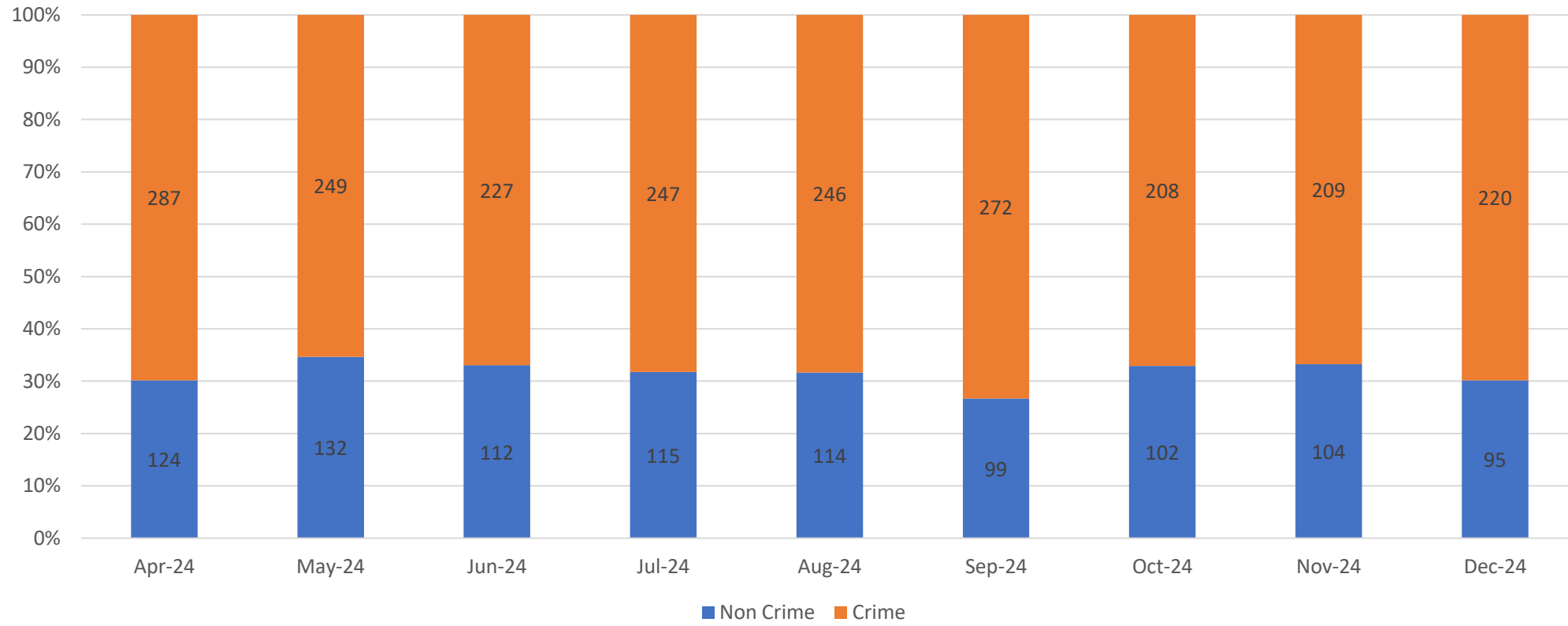
This chart shows the total number of CCTV incidents split by HDC and Cambridge City Council. The team have logged a total of 938 incidents between October and December 2024, this is a decrease on the previous year's figure – 1177 incidents.

The incidents are split into crime/non-crime and by zone in the next slides.



TOTAL CCTV INCIDENTS: CRIME VS NON-CRIME % SPLIT


APRIL 2024 – DECEMBER 2024



This chart shows the percentage of crime vs. non-crime incidents across the shared service.

The table on the right shows the movement % compared to last year's figures.

	Oct '23 – Dec '23	Oct '24 – Dec '24	Movement %
Crime	784	637	- 18%
Non-Crime	361	301	- 16%



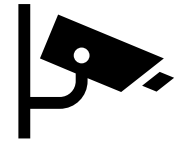
TOTAL CCTV CRIME INCIDENTS BY CATEGORY APRIL 2024 – DECEMBER 2024

	Sum of Apr-24	Sum of May-24	Sum of Jun-24	Sum of Jul-24	Sum of Aug-24	Sum of Sep-24	Sum of Oct-24	Sum of Nov-24	Sum of Dec-24
Anti Social Behaviour	70	57	53	62	58	49	36	48	49
Begging/Vagrancy	1	3	1	2	0	1	2	3	1
Breach of Conditions	5	6	5	9	4	3	6	3	2
Criminal Damage	6	11	3	4	5	13	4	4	7
Drug Offences	8	8	7	12	7	7	5	8	10
Fraud	4	4	1	0	1	2	2	3	1
Hoax Calls	0	0	0	0	0	0	0	0	0
Possession of Offensive Weapon	10	7	4	7	10	6	9	1	3
Public Indecency	0	1	2	0	0	4	1	2	1
Road Traffic Incidents	5	5	3	6	13	6	10	16	6
Road Traffic Offences	26	4	16	11	17	12	13	4	13
Robbery / theft	3	6	5	7	1	9	4	2	3
Sexual offences	2	5	2	1	2	0	3	3	0
Suspicious Activity	36	12	22	12	17	30	10	9	17
Theft / Shoplifting	54	49	42	48	46	53	42	47	52
Violence	49	60	46	53	57	69	48	43	46
Wanted Person	8	11	15	13	8	8	12	13	9
Kidnapping	0	0	0	0	0	0	1	0	0
Grand Total	287	249	227	247	246	272	208	209	220

The table above shows the total crime incidents recorded between April and December 2024, broken down into categories. As you can see from the highlighted rows, 'Anti-social behaviour', 'Theft/Shoplifting' and 'Violence' remain consistently higher than other categories.

The table to the right shows the significant increases and decreases over the last quarter, compared to 2023 figures.

Category	Oct '23 – Dec '23	Oct '24 – Dec '24	Movement %
Possession of offensive weapon	27	13	- 52%
Suspicious Activity	75	36	- 52%
Breach of Conditions	21	11	- 47.6%



TOTAL CCTV NON-CRIME INCIDENTS BY CATEGORY


APRIL 2024 – DECEMBER 2024

	Sum of Apr-24	Sum of May-24	Sum of Jun-24	Sum of Jul-24	Sum of Aug-24	Sum of Sep-24	Sum of Oct-24	Sum of Nov-24	Sum of Dec-24
Alarm Activation	10	11	10	17	8	13	7	9	7
Ambulance Incident	2	2	2	4	3	1	4	4	2
Demonstration/Protest	5	11	4	1	4	4	0	7	1
Fire Incident	3	0	2	0	3	2	4	1	1
Police Incident	17	23	19	10	17	16	12	23	22
Public Welfare	87	85	75	83	79	63	75	60	62
Grand Total	124	132	112	115	114	99	102	104	95

The table above shows the total non-crime incidents recorded since April 2024, broken down into categories.

Public welfare remains the highest category, consistently making up over 50% of the total figures. There have been 669 public welfare incidents recorded since April 2024 - see table below for a breakdown of these incidents.

Row Labels	Sum of Apr-24	Sum of May-24	Sum of Jun-24	Sum of Jul-24	Sum of Aug-24	Sum of Sep-24	Sum of Oct-24	Sum of Nov-24	Sum of Dec-24
Concern for Person	51	56	49	47	54	43	51	43	46
Drunk & Incapable	3	0	1	0	2	1	3	0	0
High Risk (Vulnerable) Misper	11	5	3	4	8	7	2	6	8
Missing Person - Child	7	7	10	21	11	4	8	4	3
Missing Persons - Adult	11	16	11	10	4	7	8	6	5
Other	1	1	1	1	0	1	3	1	0
Grand Total	84	85	75	83	79	63	75	60	62




CRIME INCIDENTS BY CATEGORY & ZONE

OCTOBER 2024 – DECEMBER 2024



Row Labels	Sum of Cambs City	Sum of Huntingdon	Sum of St Ives	Sum of St Neots	Sum of Ramsey	Sum of Godmanchester	Sum of Yaxley	Sum of Stilton
Anti Social Behaviour	75	39	5	6	8	0	0	0
Begging/Vagrancy	6	0	0	0	0	0	0	0
Breach of Conditions	6	5	0	0	0	0	0	0
Criminal Damage	10	3	1	0	1	0	0	0
Drug Offences	16	3	2	2	0	0	0	0
Fraud	4	0	0	2	0	0	0	0
Hoax Calls	0	0	0	0	0	0	0	0
Possession of Offensive Weapon	12	1	0	0	0	0	0	0
Public Indecency	1	3	0	0	0	0	0	0
Road Traffic Incidents	17	7	3	4	1	0	0	0
Road Traffic Offences	11	10	4	5	0	0	0	0
Sexual offences	4	1	1	0	0	0	0	0
Suspicious Activity	16	14	1	4	1	0	0	0
Theft / Shoplifting	91	34	6	7	3	0	0	0
Violence	89	24	14	7	3	0	0	0
Wanted Person	26	7	0	1	0	0	0	0
Robbery	6	0	1	0	2	0	0	0
Kidnapping	0	0	0	1	0	0	0	0
Grand Total	390	151	38	39	19	0	0	0

Note - you can find pie charts for each zone in the appendix



NON - CRIME INCIDENTS BY CATEGORY & ZONE OCTOBER 2024 – DECEMBER 2024

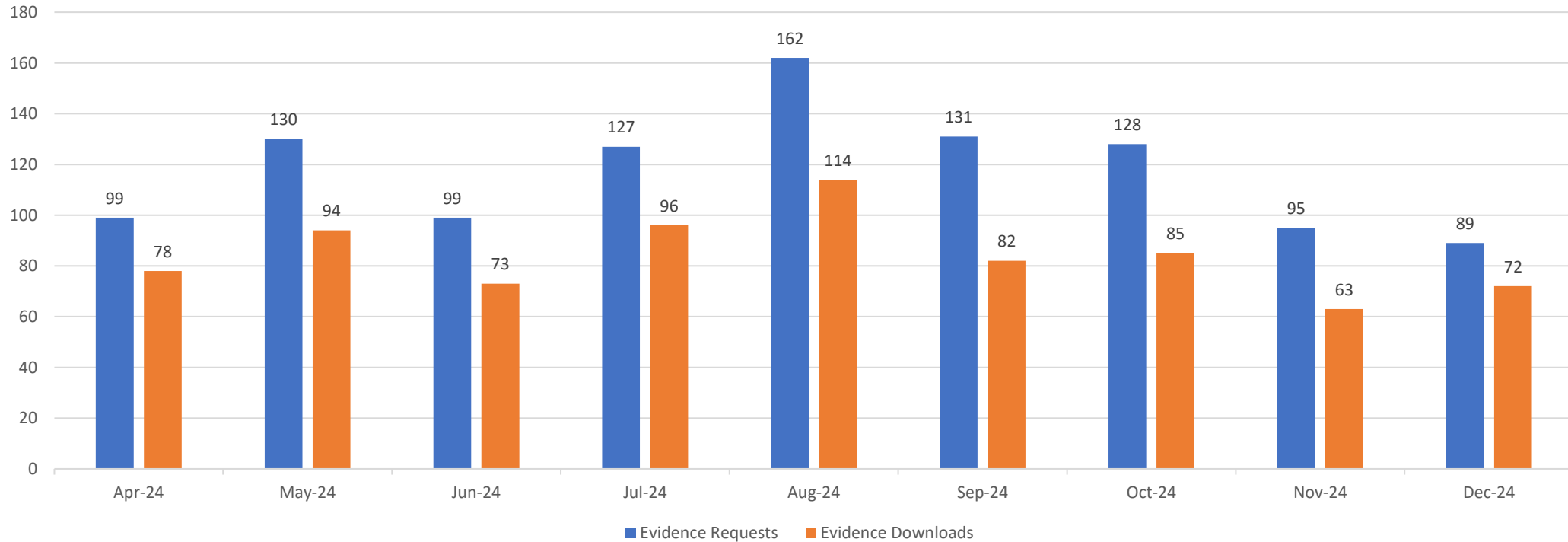


Row Labels	Sum of Cambs City	Sum of Huntingdon	Sum of St Ives	Sum of St Neots	Sum of Ramsey	Sum of Godmanchester	Sum of Yaxley	Sum of Stilton
Alarm Activation	14	5	0	4	0	0	0	0
Ambulance Incident	8	1	0	1	0	0	0	0
Demonstration/Protest	8	0	0	0	0	0	0	0
Fire Incident	2	2	0	1	1	0	0	0
Police Incident	28	23	2	3	1	0	0	0
Public Welfare	122	42	10	21	2	0	0	0
Grand Total	182	73	12	30	4	0	0	0

Note - you can find pie charts for each zone in the appendix



TOTAL CCTV EVIDENCE REQUEST & DOWNLOADS APRIL 2024 – DECEMBER 2024



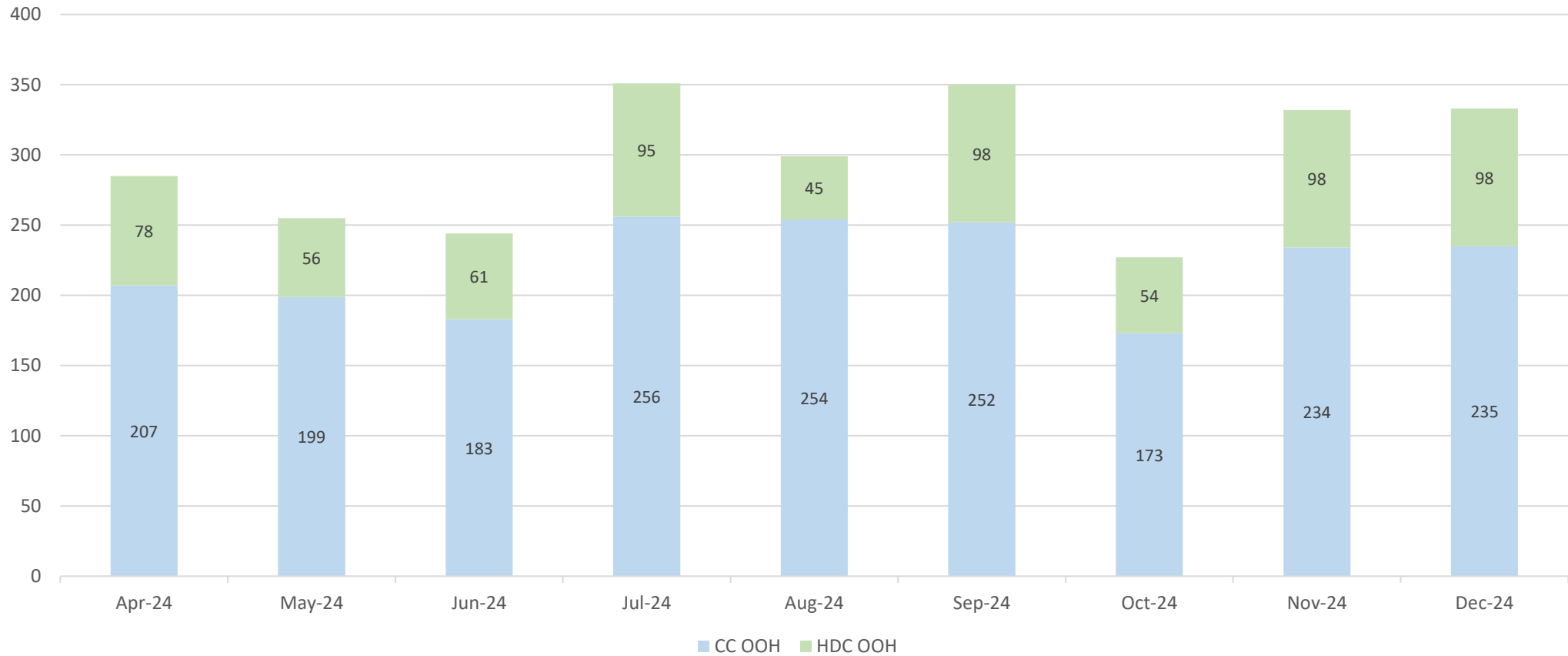
This chart shows the number of evidence requests and downloads since April 2024.

The table shows the quarterly figures compared to 2023. The number of downloads are continuing to grow due to the success of the DAMS system, a 59% increase compared to the same period last year.

	Apr '23 – Dec '23	Apr '24 – Dec '24	% movement
Evidence Requests	1034	1060	+ 3%
Evidence Downloads	476	757	+ 59%



TOTAL OUT OF HOURS CALLS RECEIVED APRIL 2024 – DECEMBER 2024

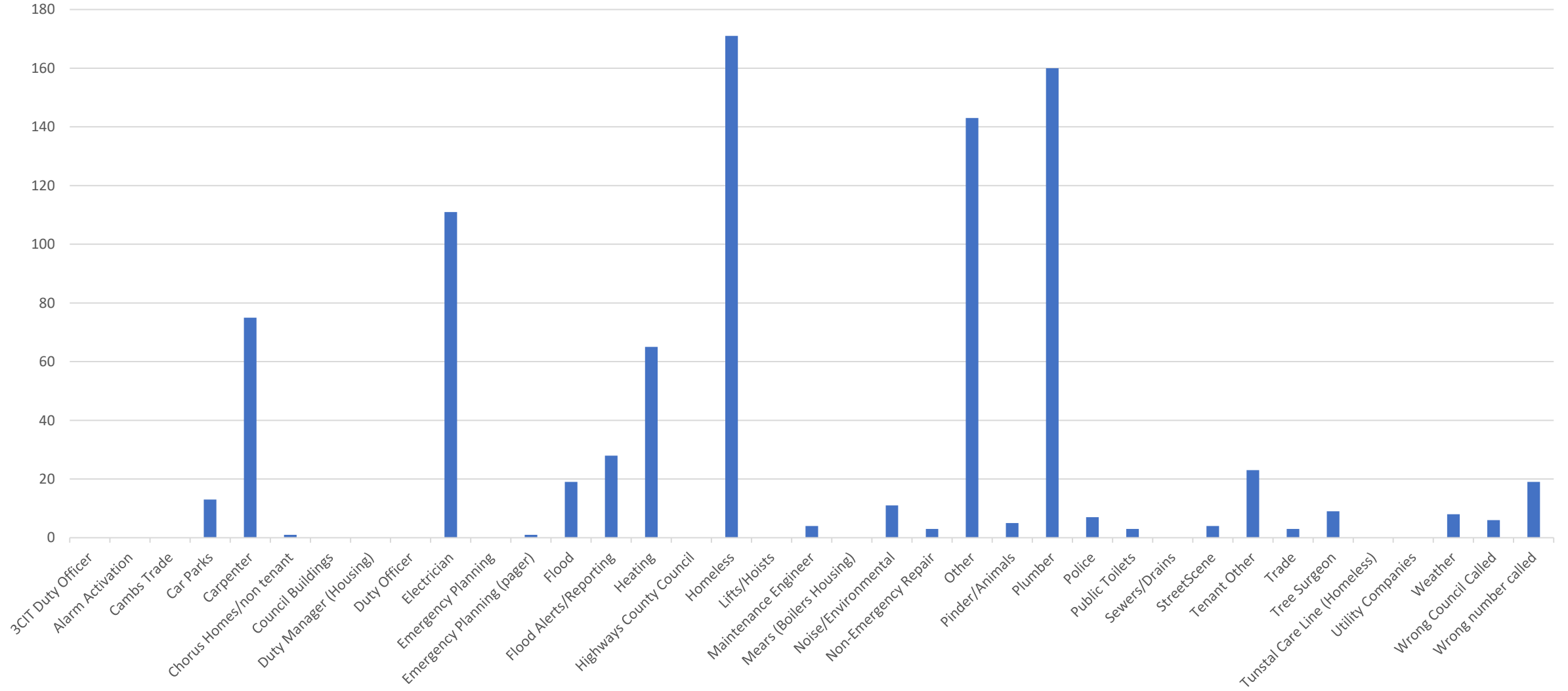


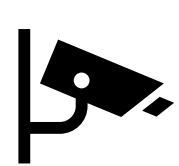
- OOH call numbers dipped slightly in October but were back up again in November and December.
- A total of 2676 calls have been received since April 2024.



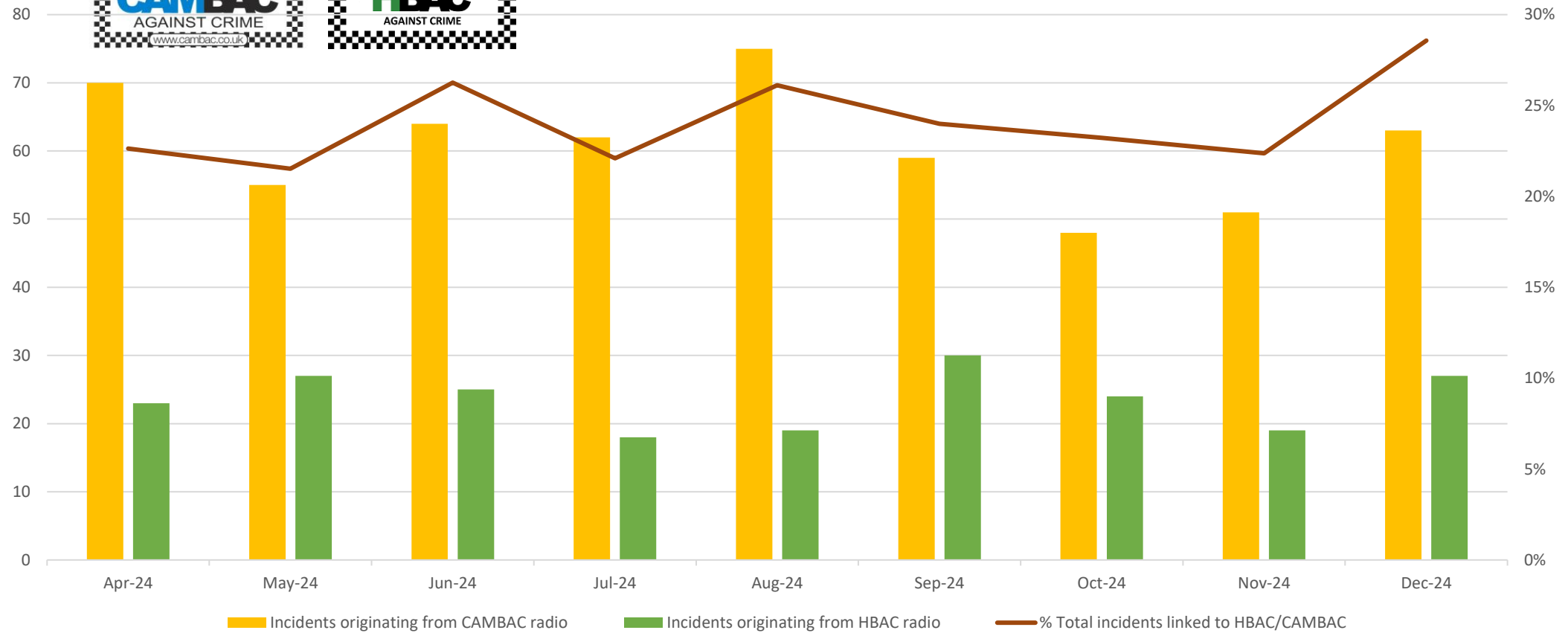
OUT OF HOURS CALL CATEGORIES

APRIL 2024 – DECEMBER 2024






TOTAL CCTV INCIDENTS LINKED TO HBAC & CAMBAC APRIL 2024 – DECEMBER 2024



The chart above shows the number of incidents directly linked to the CAMBAC and HBAC radios. The dark red line shows the total percentage of all incidents recorded.

CCTV INCIDENT HIGHLIGHTS

OCTOBER 2024 –
DECEMBER 2024



CCTV INCIDENT HIGHLIGHTS

- Our CCTV Operators regularly achieve fantastic results, we would like to share several highlights captured over the last quarter.
- The following incident write ups include a mx of crime and non-crime across both councils.
- We have experienced some excellent results; from pro-active arrests to tracking down some of our most vulnerable residents; saving lives and preventing crime from the control room.



Incident 27558 – 25th October 2024 – PM, LT

4 X ARRESTED FOR DRUGS AND OFFENSIVE WEAPONS

Operators spotted a male acting suspiciously at the rear of a city centre premises, he was clearly seen holding a knife. He was soon joined by 2 other males also carrying large, machete type knives. Police were immediately informed over the airwaves and units were deployed.

One of the males left the scene in a vehicle, the licence plate and direction of travel were relayed to police, the car was soon stopped by officers and the male arrested for possession of a bladed article and having possession of class A drugs.

The other males left the original location on foot, operators used cameras to track their movements. Eventually they were all located and arrested. In total, 4 males were arrested for possession of offensive weapons and class A drugs.

Later, a police inspector called to thank CCTV staff for their help with this incident. A great result and dangerous weapons removed from the streets.

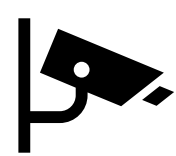
Incident 27879 – 15th November 2024 – EFF. PD

AGGRESSIVE BEGGING & SEXUAL OFFENCE

The operator on duty spotted a male who he believed to be involved with an earlier incident, his description was taken and information relayed to police.

The suspect was seen walking around the city centre, aggressively begging members of the public and being verbally abusive to them. He appeared to get more and more agitated as he was continually refused money and was then seen slapping the rear of a female who refused to help him. The sexual offence details were passed to police and officers were immediately despatched, he was arrested shortly after.

Another great proactive incident and a predatory male arrested.



RE-ACTIVE INCIDENT – CONCERN FOR PERSON – HUNTINGDON



Incident 27949 – 19th November 2024 – MO

CONCERN FOR PERSON

A call from police via the airwaves requested observations for a female who was believed to be suicidal, her description and last known location were received. Cameras were deployed and the female was quickly located, her location was relayed to police and the operator helped to guide officers to where she was sat.

As the officers approached, the female ran away and tried to hide. Operators were still able to maintain observations and she was eventually detained. When searched she was found to be in possession of a bladed article, for which she was arrested.

RE-ACTIVE INCIDENT – SHOPLIFTING – CAMBS CITY



Incident 28296 – 12th December 2024 – MO, RS

PROLIFIC SHOPLIFTER ARRESTED



Operators received a call across the CAMBAC radio from a city centre shop, advising that a female shoplifter had just left their store with a large amount of meat in a black rucksack.

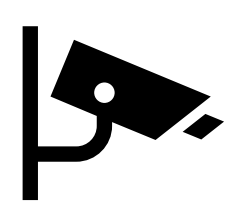
Cameras were deployed and a local area search carried out, at the same time a review of footage showed the female getting onto a mobility scooter and heading back towards the shops. This information was relayed to all stores in the area.

Another call via the CAMBAC radio came through, this time the shoplifter had been caught by store security concealing more items. Police were soon on scene and arrested the female who was already wanted for other shoplifting offences.

CCTV IN THE NEWS

OCTOBER 2024 –
DECEMBER 2024





CCTV IN THE NEWS



Aggressive beggar who spat on a Cambridge resident has been jailed

Court news
News

Published: 13:49 05/12/2024

An aggressive beggar who spat on a Cambridge resident in an unprovoked attack has been jailed.

Jason Allum, 38, of Edgecombe, Cambridge, was handed an indefinite Criminal Behaviour Order (CBO) in April 2023 with conditions "not to act in an anti-social or disorderly manner, that causes or is likely to cause nuisance, disruption or annoyance to any person in Cambridge" and enter an exclusion zone within the city.

Between 12 July and 2 August, Allum breached the conditions of his CBO 14 times which were all captured on CCTV.

On 27 July Allum spat on a woman, who was unknown to him, in Petty Cutty in an unprovoked attack.

At Cambridge Crown Court today (5 December), Allum was sentenced to two years and one month in prison after pleading guilty to 14 breaches of a CBO and common assault. His CBO remains in place.

[Aggressive beggar who spat on a Cambridge resident has been jailed | Cambridgeshire Constabulary](#)

Shop thief stole coffee machine and four handbags



A shop thief who stole a coffee machine and four handbags has been sentenced.

On 4 March, Shaun Burrows was captured on CCTV stealing the £399.99 Nespresso machine from John Lewis in Cambridge.

He took it from the shelf, walked out of the shop and put it on his handlebars before riding off without paying.

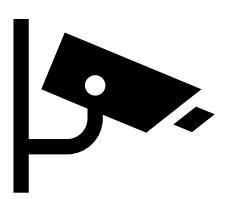
A few months later on 25 October he was witnessed by a member of staff and CCTV at TK Maxx in Market Street to steal four ladies bags worth almost £200.

The 47-year-old activated the alarm and was stopped from cycling off by a member of staff. Police officers on patrol nearby then arrested him.

At Cambridge Magistrates' Court on Thursday (28 November), Burrows, of Victoria Road, was sentenced to eight months in prison, suspended for 12 months, after pleading guilty to two counts of shoplifting. He must also carry out 150 hours unpaid work and pay John Lewis £379.99 in compensation.

PC Charis Sparkes, who investigated, said: "People often think that shoplifting is a victimless crime but it causes misery to shop owners and their employees. Frequent shoplifting often results in an increase in pricing which in turn affects us all."

[Shop thief stole coffee machine and four handbags | Cambridgeshire Constabulary](#)



CCTV COMPLIMENTS



Both police and premises have advised that the support that they received from CCTV over the weekend via the CAMBAC radio was exceptional.

Thank you for taking VAWG and predatory behaviour so seriously!

Hannah Hancock
Business Crime Manager
 19/11/24

Just want to say, this is an EXCELLENT spot – we will do some work into this.

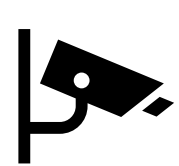
Really appreciate all your help 😊

Pc 0276 Olivia Orme
Cambridge City Neighbourhoods, North City Team – Arbury and Chesterton
 29/12/24

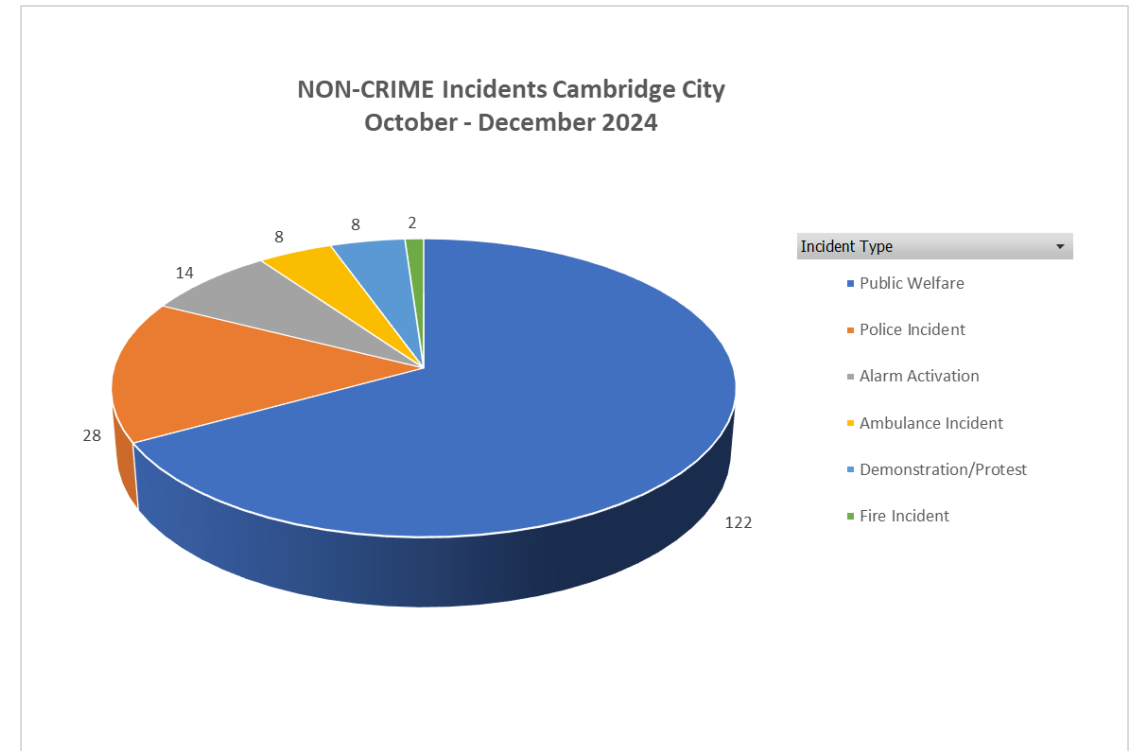
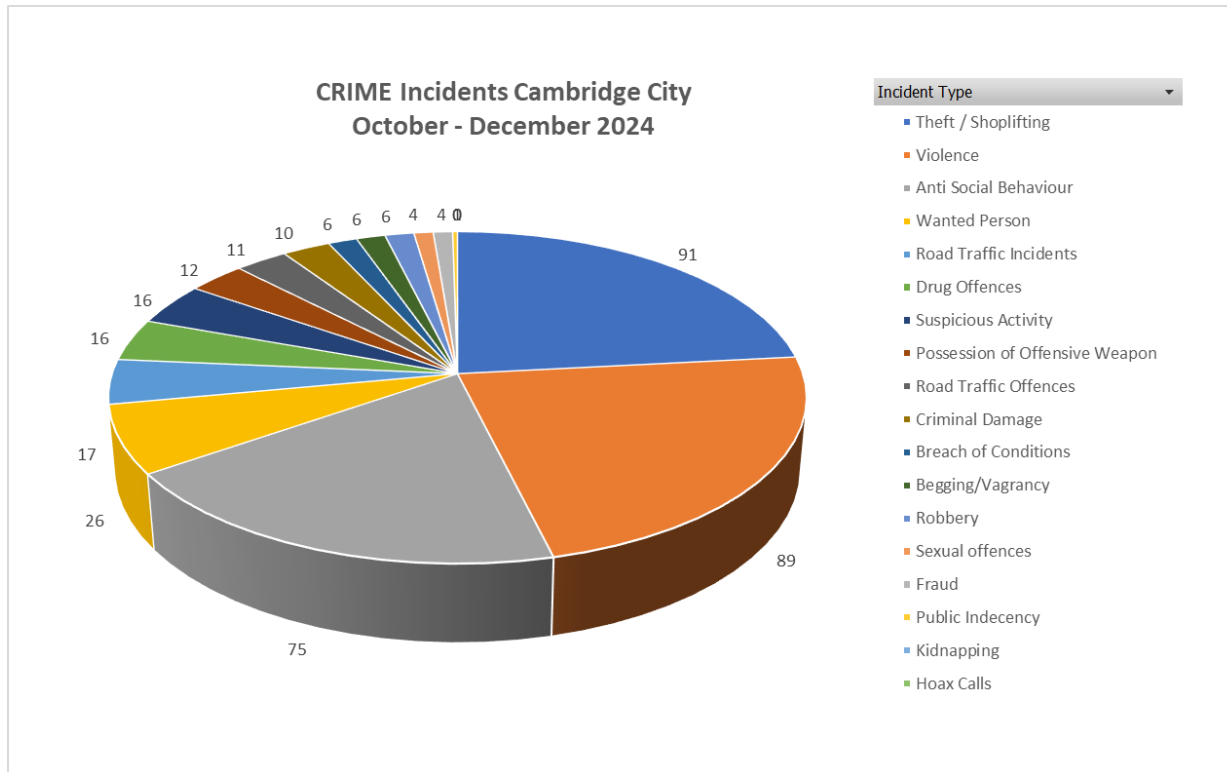
	Total for October to December 2024
Compliments Received	4
Complaints Received	0

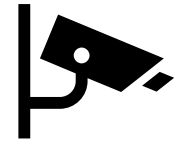
APPENDIX



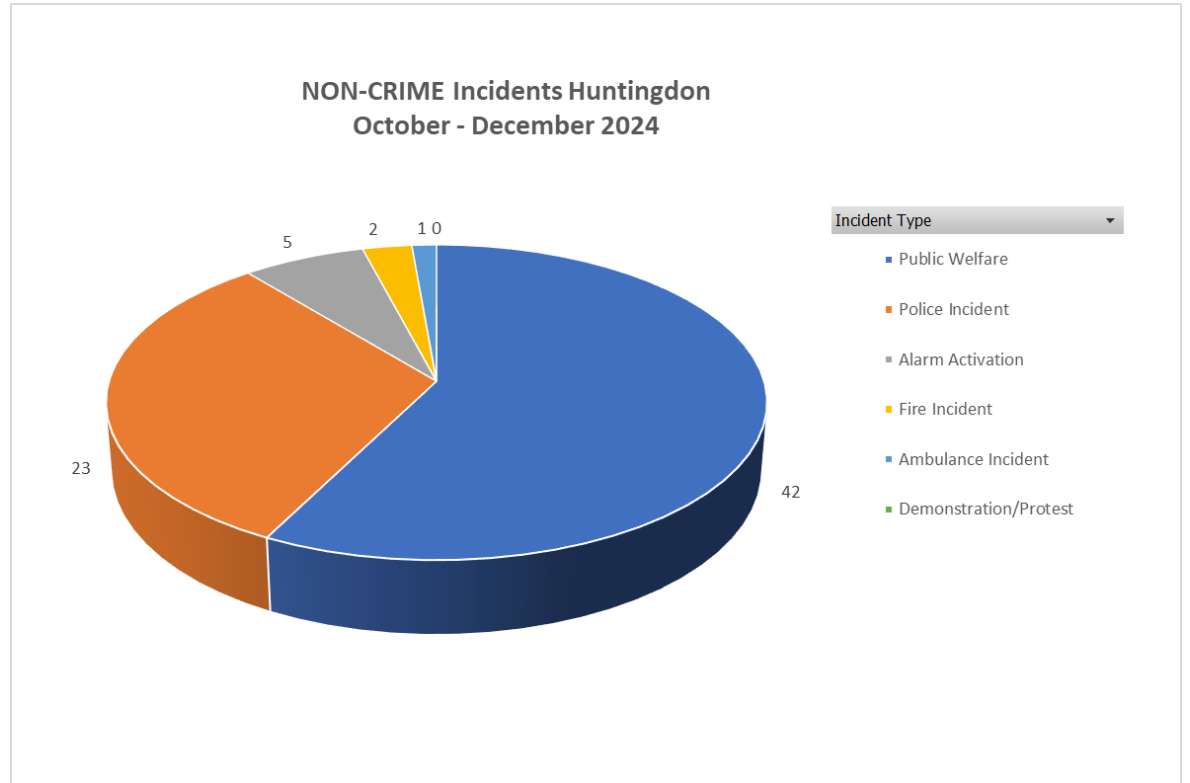
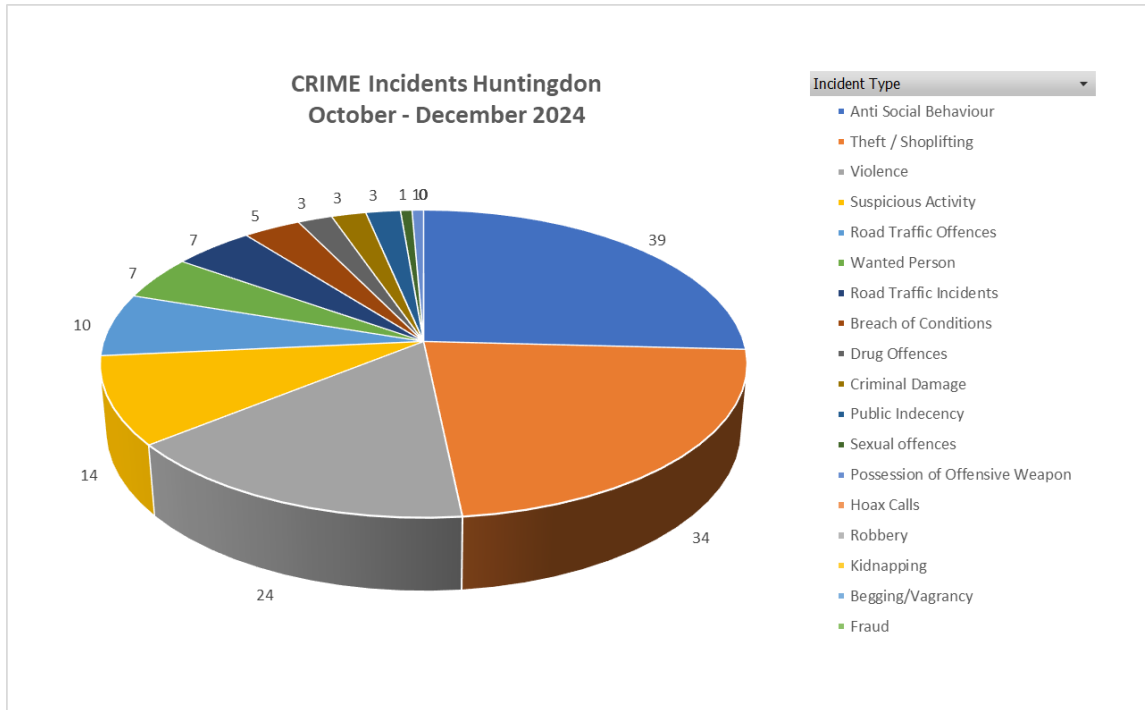


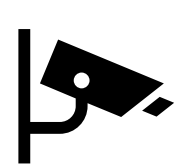
TOTAL INCIDENTS BY CATEGORY – CAMBS CITY OCTOBER 2024 – DECEMBER 2024



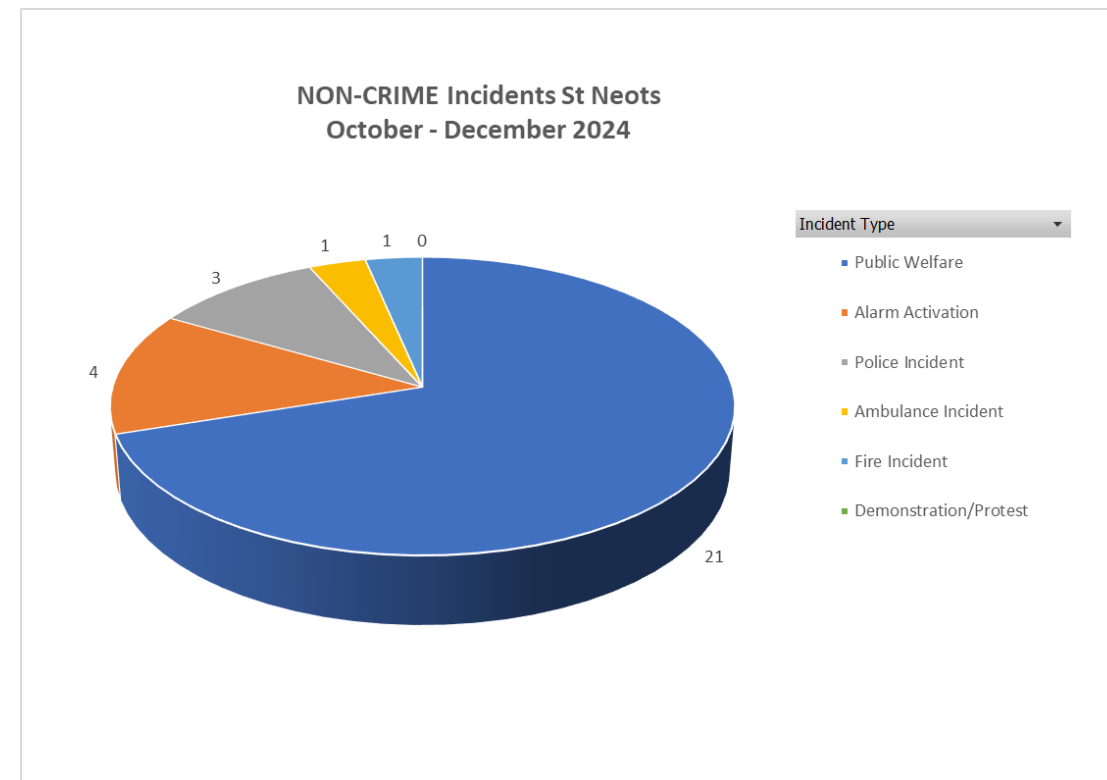
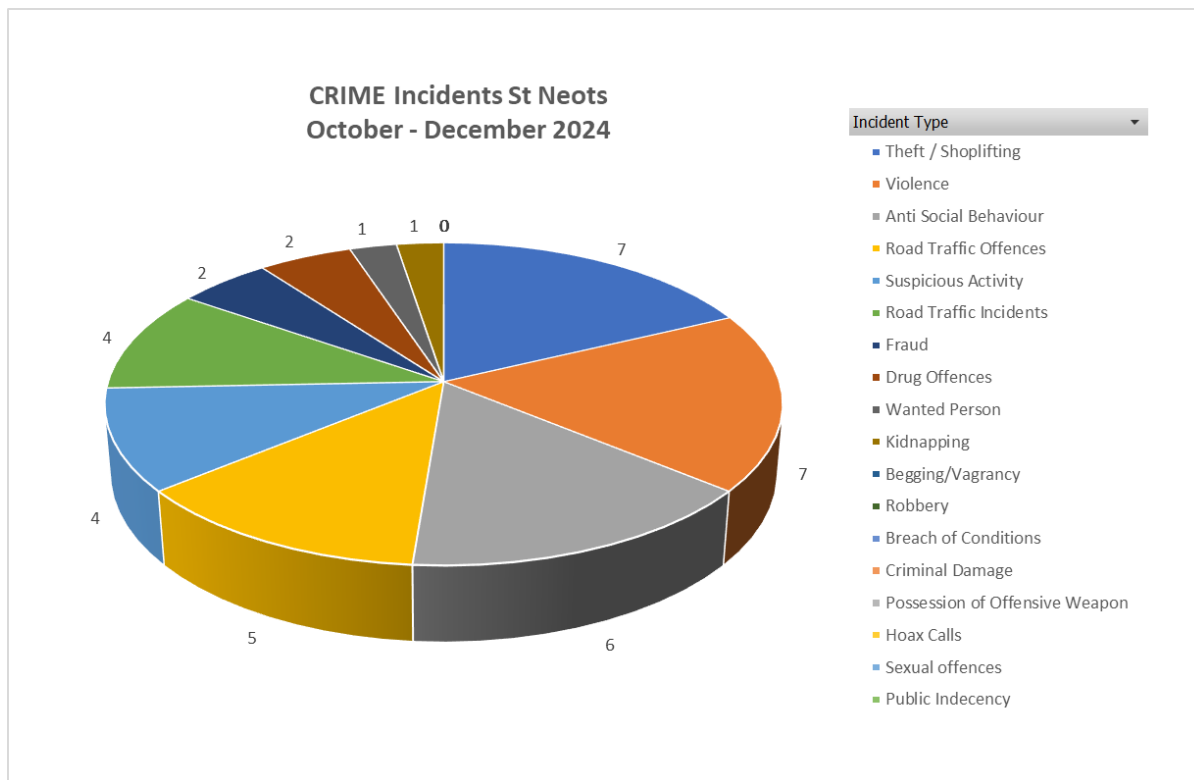


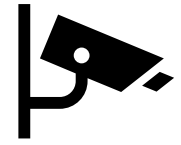
TOTAL INCIDENTS BY CATEGORY – HUNTINGDON OCTOBER 2024 – DECEMBER 2024



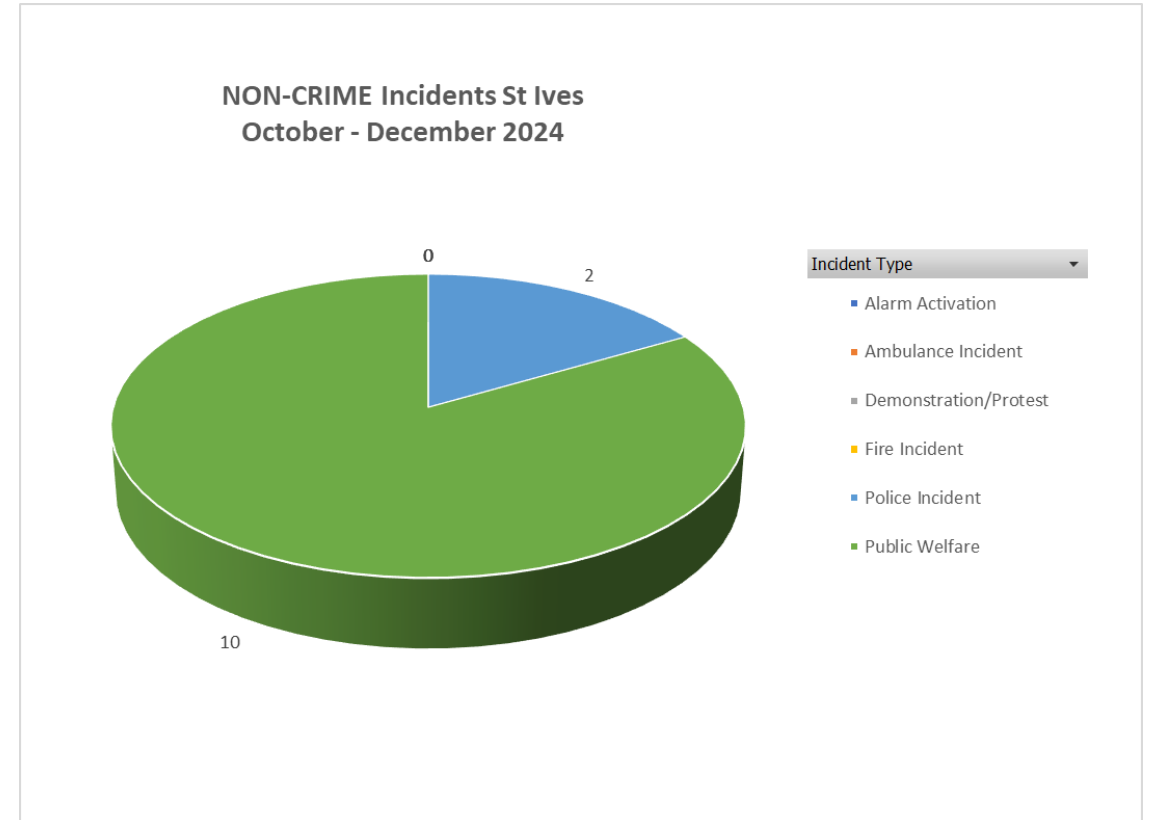
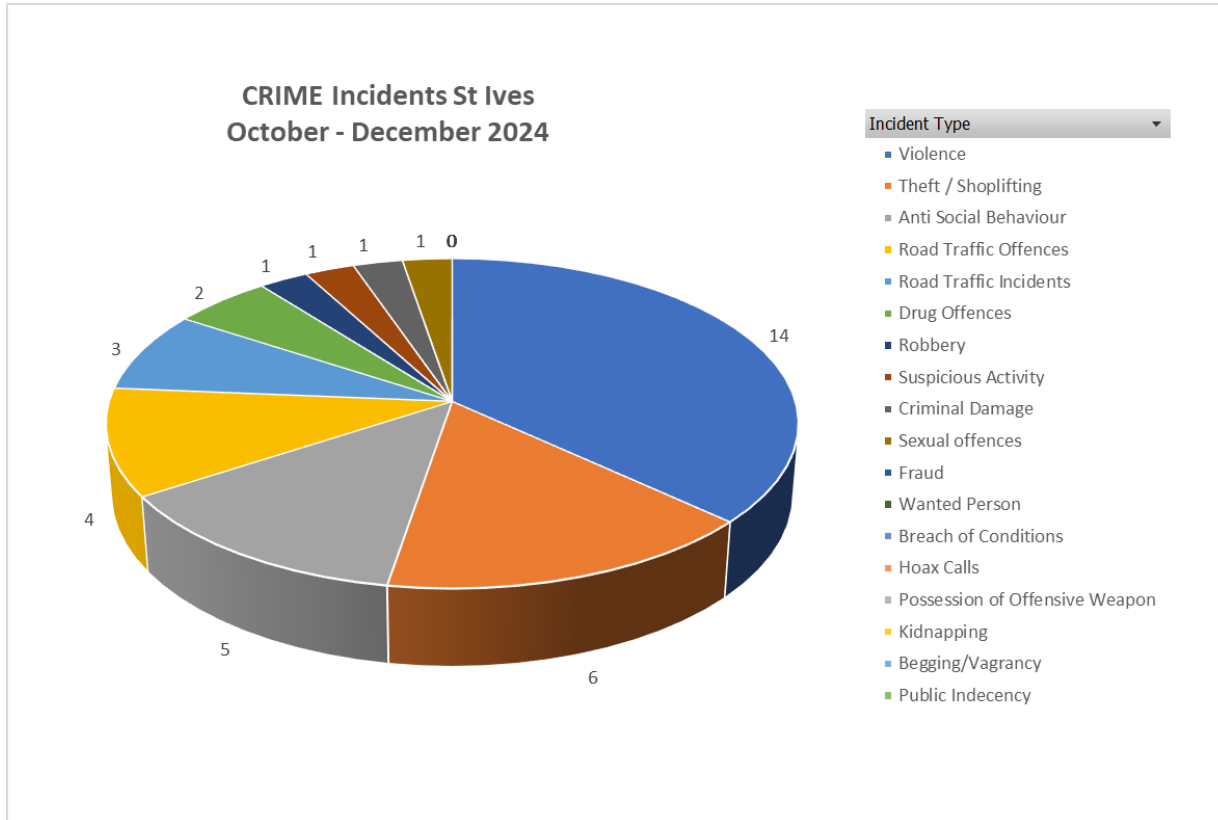


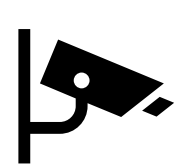
TOTAL INCIDENTS BY CATEGORY – ST NEOTS OCTOBER 2024 – DECEMBER 2024



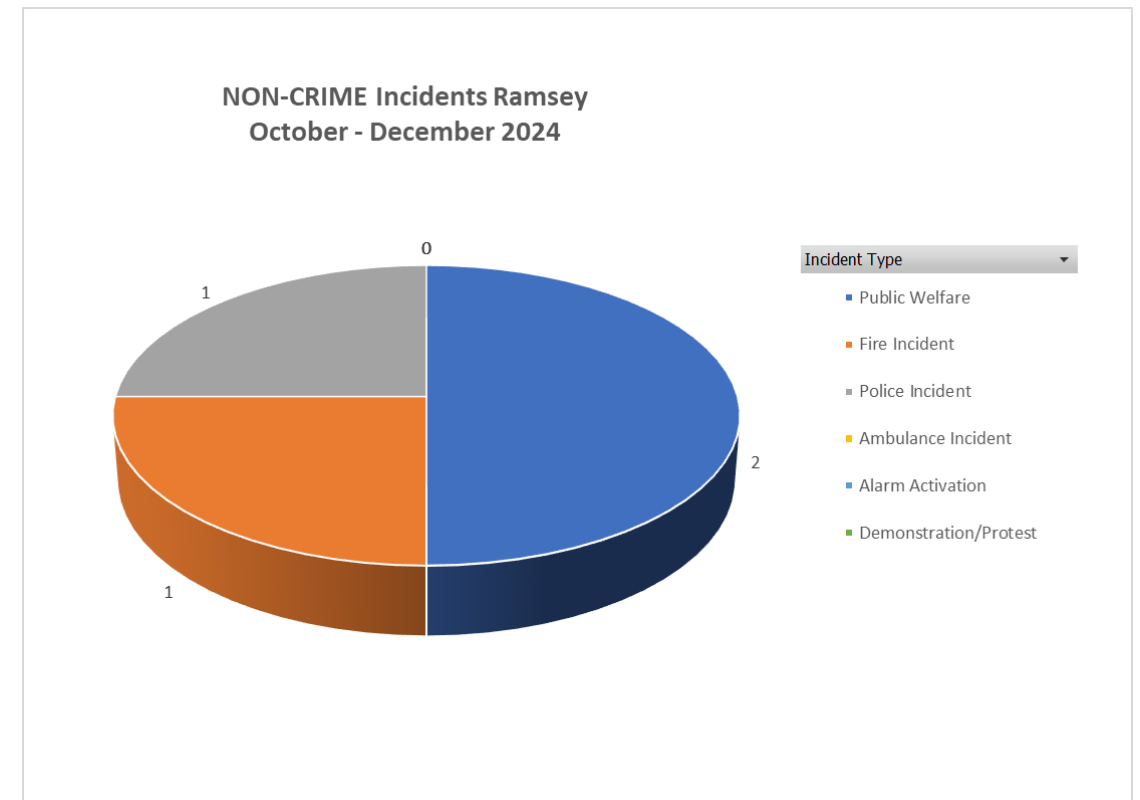
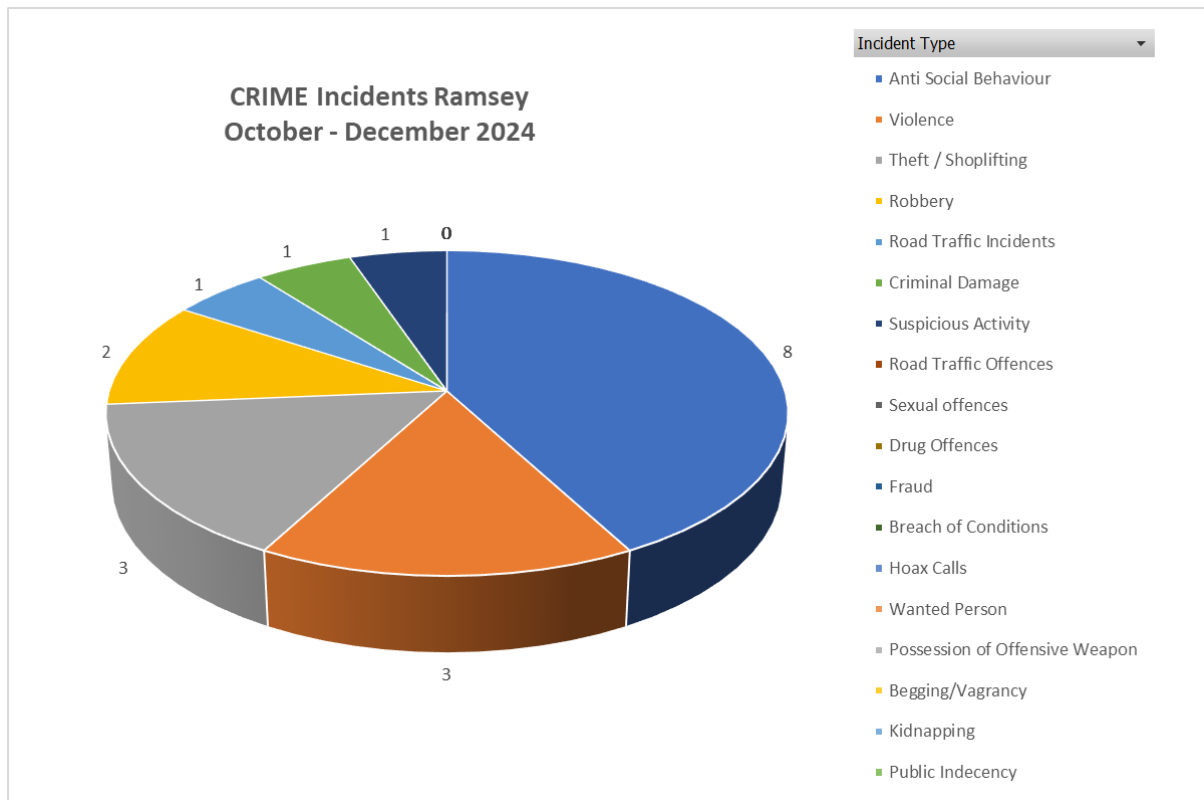


TOTAL INCIDENTS BY CATEGORY – ST IVES OCTOBER 2024 – DECEMBER 2024





TOTAL INCIDENTS BY CATEGORY – RAMSEY OCTOBER 2024 – DECEMBER 2024



CAMERA PERFORMANCE

OCTOBER 2024 –
DECEMBER 2024





CCTV CAMERA PERFORMANCE 2024 / 2025

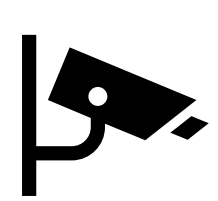


	Cambs City Faults	HDC Faults	Total Faults	% Downtime
Q1	40	31	71	1.88 %
Q2	100	58	158	4.0 %
Q3	142	56	198	5.2%
Q4				

Overall, the camera performance remains reliable, faults logged by operators are dealt with in a timely manner.

There was an increase in faults logged during Q3, we are working closely with our maintenance contractor to get these faults resolved as quickly as possible.

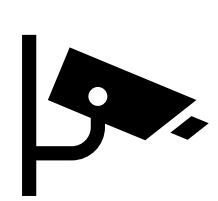
As of the end of December '24, there were a total of 855 operational CCTV cameras across both councils.



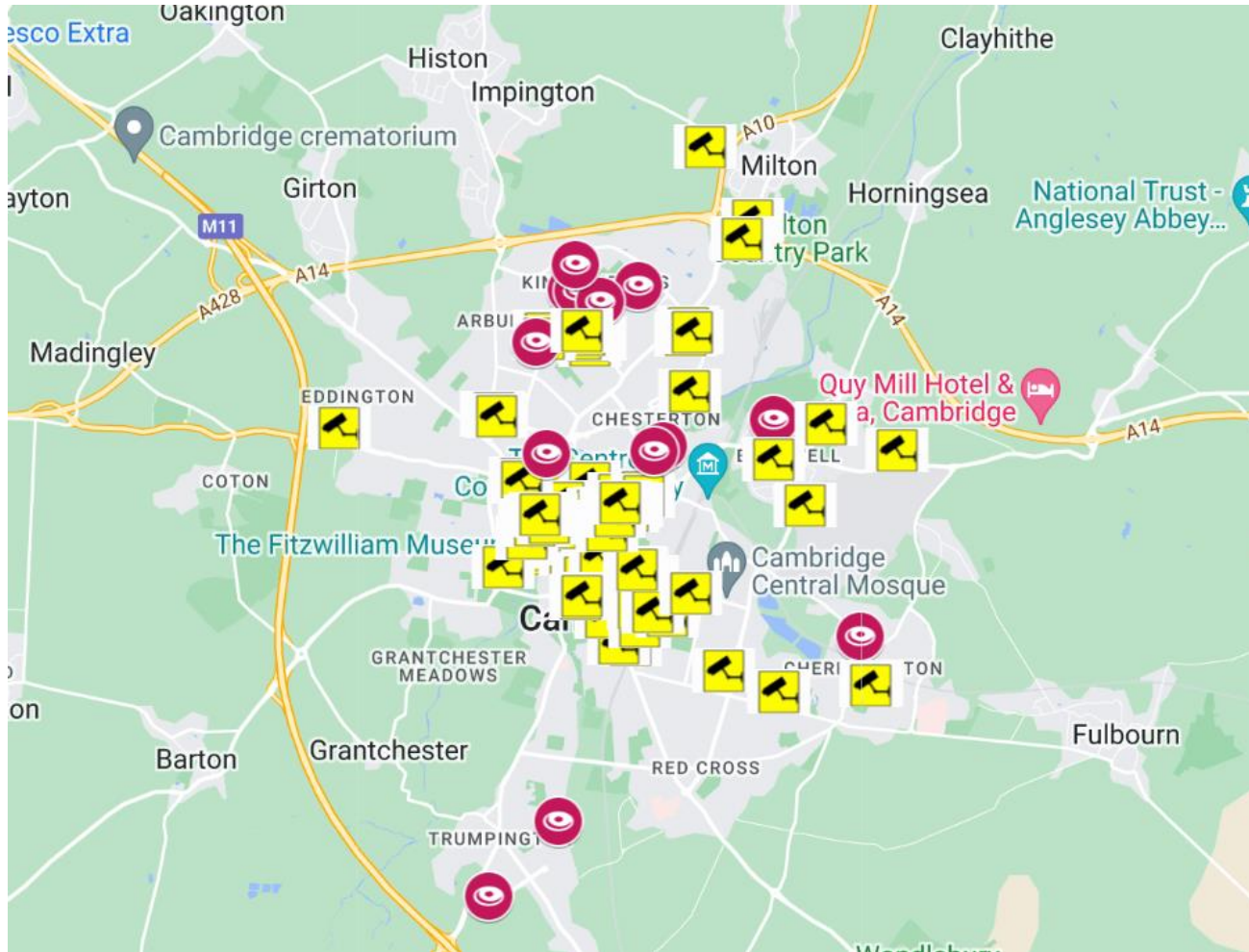
VIEWING REQUESTS (OCTOBER 2024 – DECEMBER 2024)

Type of requests	Total
RIPA Requests	1
Third Party viewing requests	11



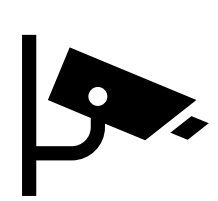


CCTV CAMERA MAP – CAMBRIDGE CITY AS OF DECEMBER 2024

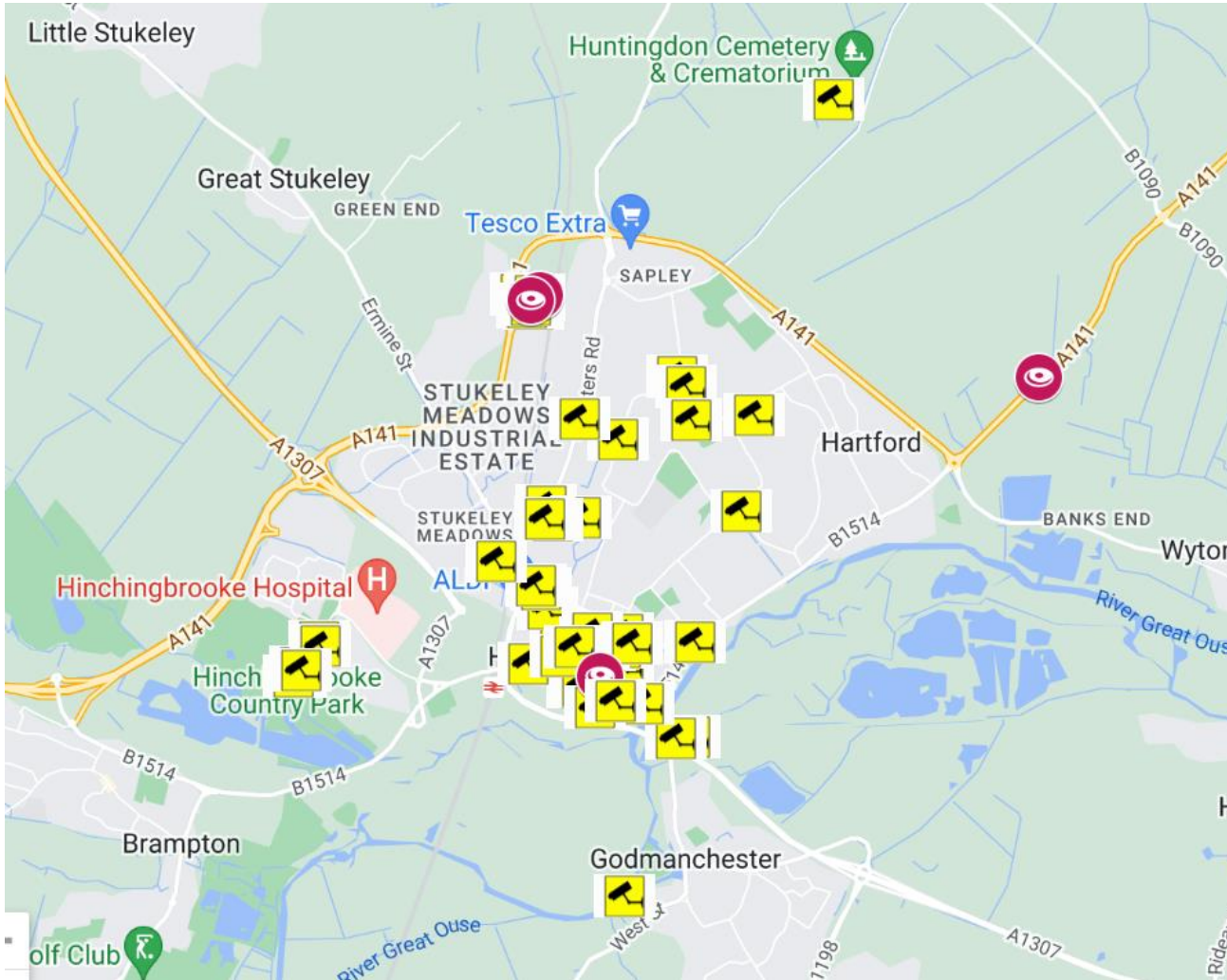


Cambridge Cameras – 427 cameras covering the city centre, Milton and Arbury

<https://www.huntingdonshire.gov.uk/cctv>




CCTV CAMERA MAP – HUNTINGDON & GODMANCHESTER AS OF DECEMBER 2024

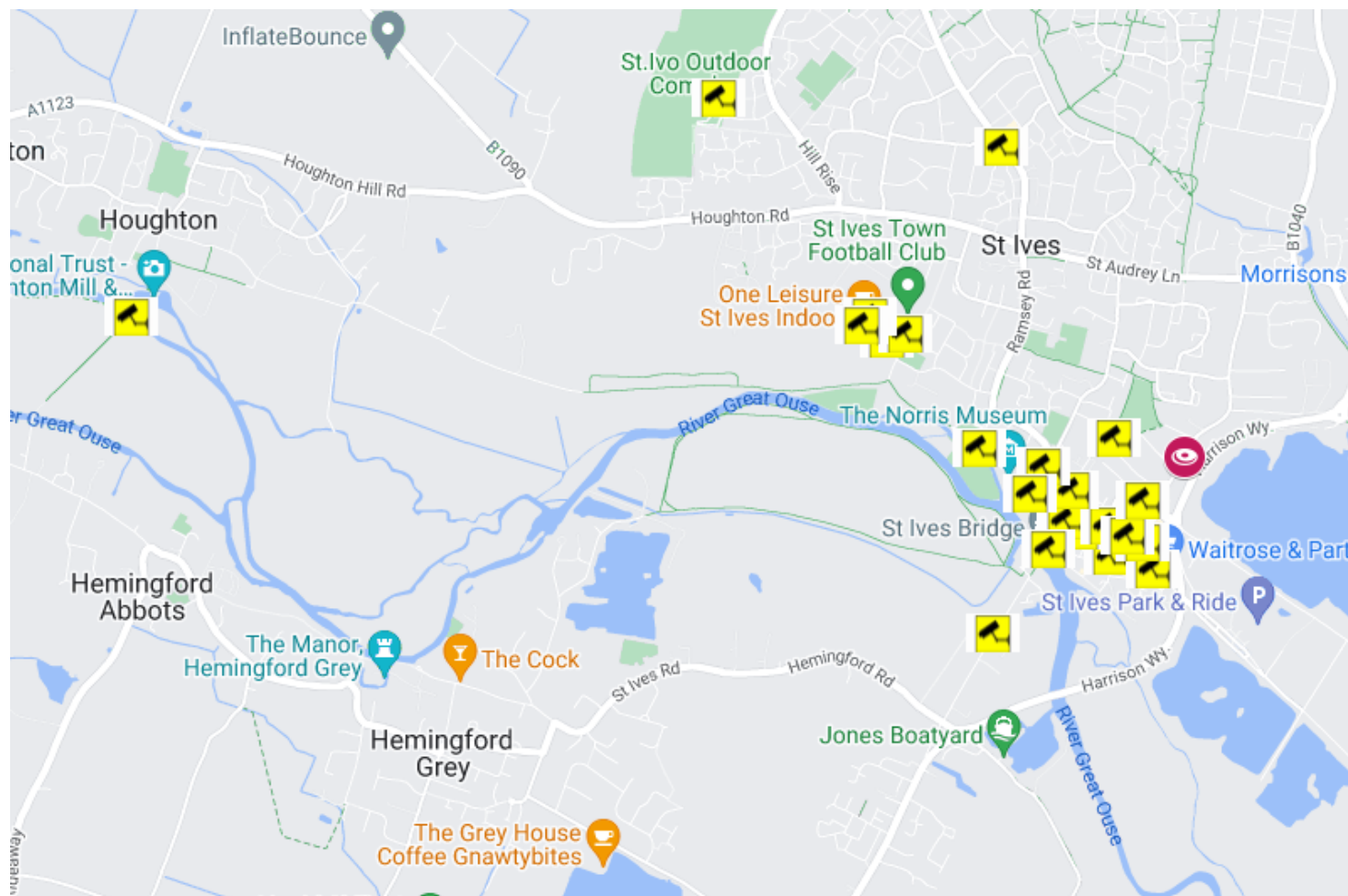


Huntingdon Cameras – 237
cameras (including cameras located
at Huntingdon Crematorium and
Godmanchester)

[CCTV - Huntingdonshire.gov.uk](https://www.huntingdonshire.gov.uk)

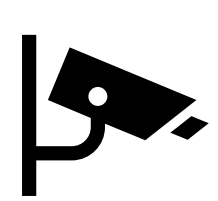


CCTV CAMERA MAP – ST IVES & HOUGHTON AS OF DECEMBER 2024

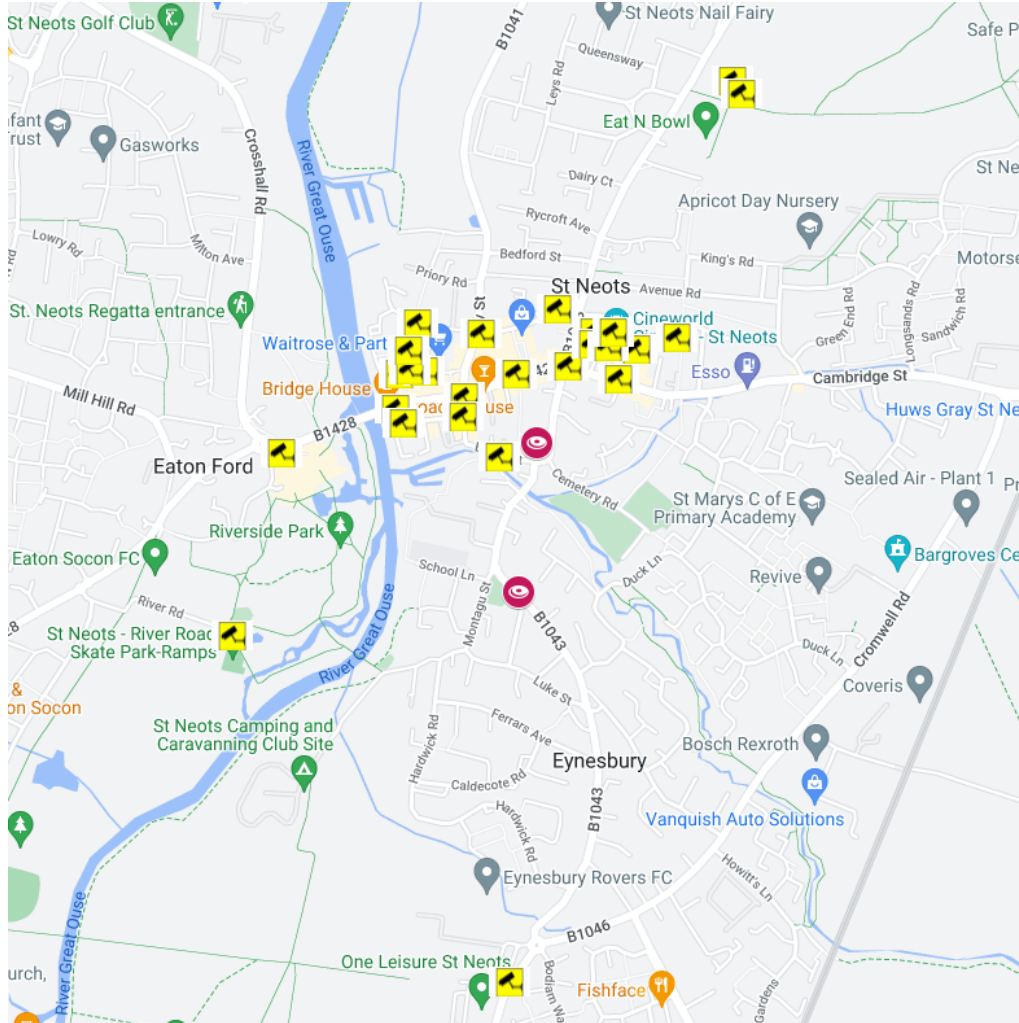


St Ives Cameras – 110 cameras (including one leisure centres)

<https://www.huntingdonshire.gov.uk/cctv>

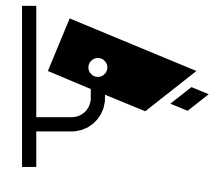


CCTV CAMERA MAP – ST NEOTS AS OF DECEMBER 2024



St Neots Cameras – 60 cameras

<https://www.huntingdonshire.gov.uk/cctv>

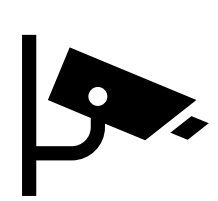


CCTV CAMERA MAP – RAMSEY AS OF DECEMBER 2024

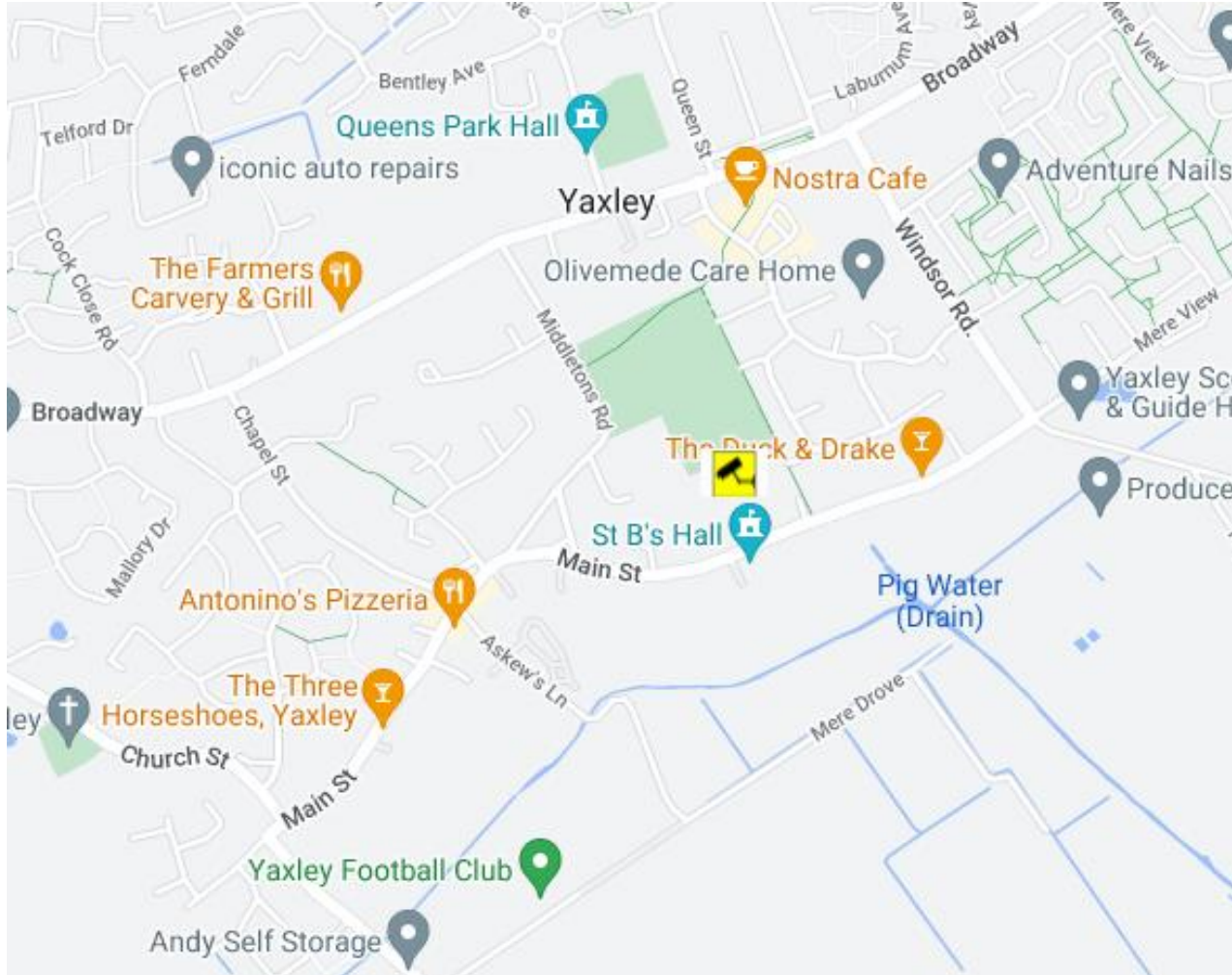


Ramsey Cameras – 14 cameras

<https://www.huntingdonshire.gov.uk/cctv>

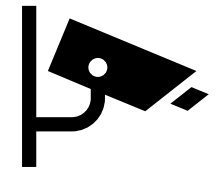


CCTV CAMERA MAP – YAXLEY AS OF DECEMBER 2024

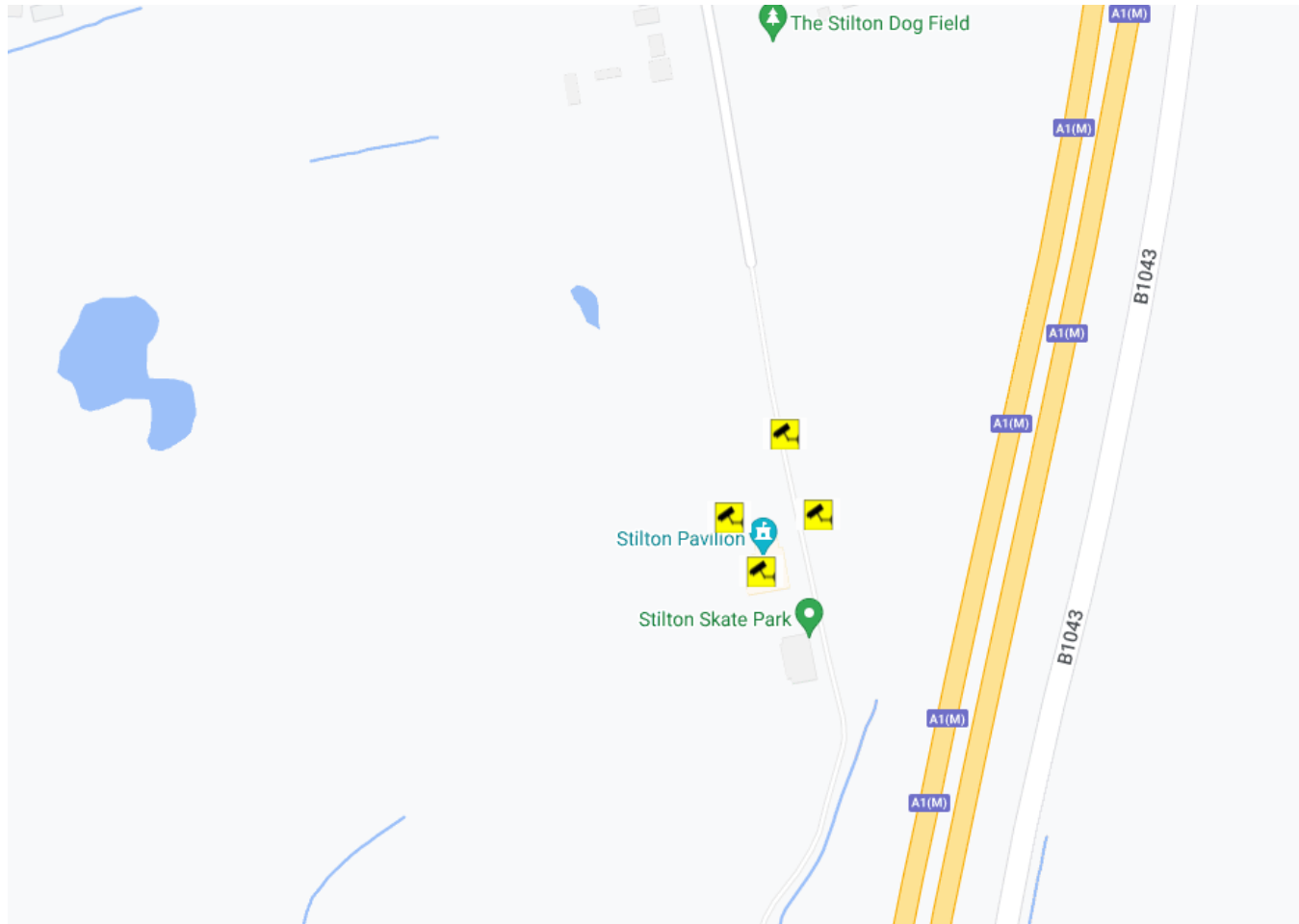


Yaxley Cameras – 1 camera

<https://www.huntingdonshire.gov.uk/cctv>

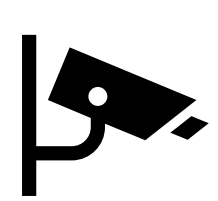


CCTV CAMERA MAP – STILTON AS OF DECEMBER 2024

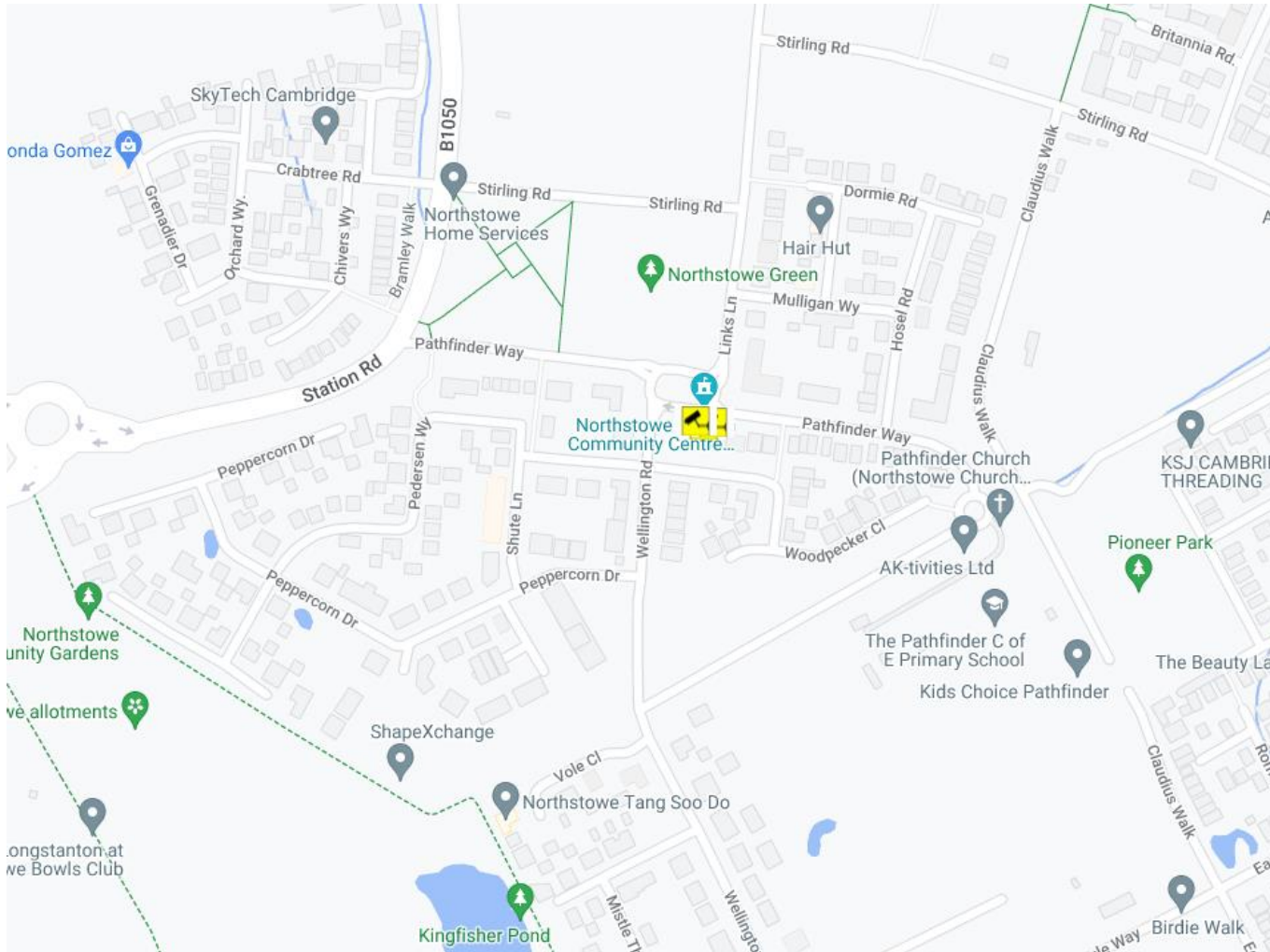


Stilton Cameras – 3 cameras

<https://www.huntingdonshire.gov.uk/cctv>



CCTV CAMERA MAP – NORTHSTOWE AS OF DECEMBER 2024



Northstowe Cameras – 3 cameras

<https://www.huntingdonshire.gov.uk/cctv>