

# Huntingdonshire Sports and Leisure Facilities Strategy **2016-21**



# Contents

## 1 Introduction

- 1.1 Background page 6
- 1.2 Vision of the Strategy page 6
- 1.3 Aims of the Strategy page 6
- 1.4 Scope of the Strategy page 7

## 2 Context

- 2.1 District Profile page 10
- 2.2 Policy Background page 10
  - 2.2.1 National Policy Context page 11
  - 2.2.2 Local Policy Context page 11
- 2.3 Housing Growth Impact page 12
- 2.4 Overview of current participation in sport page 13
  - 2.4.1 Active People Key Results page 13
- 2.5 Improving the quality of life for our communities page 13
- 2.6 Economic Value of Sport page 14

## 3 Consultation

- 3.1 Informing the Strategy page 15
- 3.2 Partners & Stakeholders page 15

## 4 Audit of Provision

- 4.1 Overview of Provision page 18
- 4.2 Local Standards for Sport page 18
- 4.3 Existing Provision and Future Needs page 19
  - 4.3.1 Sports Halls pages 19-20
  - 4.3.2 Indoor Swimming Pools pages 21-22
  - 4.3.3 Indoor Bowls page 22
  - 4.3.4 Artificial Turf Pitches page 23
  - 4.3.5 Health and Fitness pages 24-25
  - 4.3.6 Outdoor Grass Pitches, Courts and Greens page 26
- 4.4 Sport England Facility Calculator page 27
- 4.5 Other Sports Facilities in Huntingdonshire page 27

## 5 Sports Facilities Priorities in Huntingdonshire


5.1	Sports Priority Matrix	page 30
5.1.1	Rationale behind the Sports Priority Matrix	page 30
5.2	Existing Strategic Facilities	page 31
5.3	Existing Sports Facilities in Need of Refurbishment/Upgrade	page 32
5.4	Existing Sites Planning New Facilities	page 33
5.5	Gaps in Provision	page 34
5.6	Sites where new facilities are required to meet identified strategic need	page 35

## 6 Strategic Overview

6.1	Policy Recommendations	page 37
-----	------------------------	---------

## Appendix

Appendix 1	Sports Ranking Matrix	pages 40-41
Appendix 2	Recent Investment Sites 2009-2015	pages 42-43
Appendix 3	Future Known Projects	pages 44-47
Appendix 4a	Current Audit of Provision – Ward Level	page 48
Appendix 4b	Current Audit of Provision – Parish Level	page 49-52



# Introduction

## 1.1 Background

Huntingdonshire District Council has identified the need to refresh the existing Sports Facilities Strategy to guide the future provision of sports facilities in the district. The need for a current framework for future investment is particularly critical given the projected population growth within Huntingdonshire.

## 1.2 Vision of the Strategy

The purpose of the Strategy is to provide an overview of sports facilities in the district, as well as establishing a clear framework for the prioritisation, provision and enhancement of sports facilities.

The over-arching vision for this strategy is:

***“Support people to improve their Health and Wellbeing by providing accessible leisure, green spaces, countryside and culture opportunities”***

(Huntingdonshire District Council’s emerging Corporate Plan 2016/18)

## 1.3 Aims of the Strategy

- 1.3.1 Update audit of current formal sports and leisure facilities provision
- 1.3.2 Provide a shared vision for the future of the district’s sports facilities
- 1.3.3 Promote the role of sports and leisure facilities in health improvement, active lifestyles and contribution to the local economy
- 1.3.4 Make the case for funding opportunities
- 1.3.5 Ensure sport is recognised within the planning context in particular in relation to new housing developments
- 1.3.6 Seek to protect and improve locally important sports and leisure facilities
- 1.3.7 Increase public awareness of the district’s sports and leisure facilities

## 1.4 Scope of the Strategy

The strategy includes all known formal sports and leisure facility provision within the district:

- **Indoor Sports Facilities:** to include sports halls, swimming pools, fitness studios, aerobics/dance studios, squash courts, indoor tennis courts, activity halls etc
- **Outdoor Sports Facilities:** to include golf courses, tennis courts, bowling greens, sports pitches
- **Watersports Facilities:** to include but not exhaustive rowing, sailing and paddle sports
- **Specialist Facilities:** to include but not exhaustive gymnastics, table tennis, trampolining etc

Huntingdonshire District Council recognises the importance of informal provision in helping to address physical inactivity and wellbeing within the community including the very significant contribution made by parks, open spaces and public rights of way however they are not considered as part of this strategy which is looking at formal sports and leisure facilities. Further detail on open spaces can be found in Huntingdonshire District Council's 'Open Space Strategy for Huntingdonshire' but this strategy is being refreshed to more precisely confirm future investment priorities.

Whilst Huntingdonshire District Council provides, manages and maintains a diverse range of facilities, this strategy recognises the invaluable role of other providers including private, voluntary and education operators; therefore all known provision will be considered.







## 2.1 District Profile

The district of Huntingdonshire covers an area of approximately 350 square miles. In 2013 an estimated 172,000 people lived in Huntingdonshire (Mid 2013 estimate, ONS, Huntingdonshire Health Profile 2015). The population has increased by 5% since 2001 and it is forecast to increase by a further 7% by 2031 (the Cambridgeshire County Council Research Group (CCCRG) reports)

A large proportion (approximately half) of the population is found within four market towns: Huntingdon, St Neots, St Ives and Ramsey with the remaining residents distributed within key settlements and rural villages. Much of the population growth has been and will continue to be around St Neots and Huntingdon. The rural nature of the district means access to sporting facilities is a challenge to ensure accessible participation opportunities to rural communities.

The age structure is forecast to age in the future, with all age groups younger than 64yrs decreasing as proportions of total population and all older age groups increasing. Whereas in 2001 54% of the population was younger than 40yrs, in 2031 that proportion is expected to drop to 42%. Proportional increases will occur in the 65yrs+ age group, from 13% in 2001 to 27% in 2031. The biggest proportional decline will occur in the 25-39yrs age group, from 23% in 2001 to approximately 17% in 2031. Similarly, the proportion of under-20yrs is expected to decline from 26% of the population in 2001 to 21% in 2031.

From a logistical view transport links within the district are good with roads such as the A1 and A14 running through the district which in turn link the M1, M11 and M6 motorways. However pressure of growing traffic levels do cause regular problems for people to move about locally. The Guided Busway links the central part of the district to Cambridge and direct rail links exist via the East Coast Mainline to Peterborough and London. As with all rural communities public transport is an issue in an era when transport subsidies are being reduced by significant levels as local authorities face considerable budget challenges. Many of the main sports facilities are located near to bus routes but as services are reduced or cut this does affect an individual's ability to visit their local sports facility if they are reliant on public transport.

In terms of Health, Huntingdonshire has the third lowest level of overall mortality in Cambridgeshire. The most common causes of premature deaths are circulatory diseases and cancer. Public Health England identifies the priorities in Huntingdonshire to be (Huntingdonshire Health Profile 2015):

- Reducing excess weight in adults and children
- Improving mental wellbeing in adults and children and
- Supporting older people to live independently safe and well

Disabled People participate at a much lower rate than those with no limiting disability (70% of people with a limiting disability undertake zero participation in sport and active recreation compared to only 40% of people with no limiting disability. (Active People Survey 2011/13 APS6/7).

## 2.2 Policy Background

### 2.2.1 NATIONAL POLICY CONTEXT

In 2015 the Government launched a new strategy for sport 'Sporting Future: A New Strategy for an Active Nation'. The Government recognises Local Authorities are the biggest public sector investor in sport and physical activity, spending over £1bn per year, excluding capital spend. However they are not the sole provider of sports facilities.

The strategy follows the 'Moving More, Living More' report of February 2014 whereby the Government committed to reducing physical inactivity. This also reiterated the Government's aim to increase the number of people meeting the UK Chief Medical Officer (CMO) guidelines on physical activity and reduce the number of people deemed to be inactive (defined as those being active for less than 30 minutes a week).

Public Health England's 'Everybody Active, Every Day' report in October 2014 set out clear guidance for public sector bodies and others to promote physical activity, under the four themes of:

- Active society: creating a social movement
- Moving professionals: activating networks of expertise
- Active environments: creating the right spaces
- Moving at scale: interventions that make us active

The need for good quality, fit for purpose facilities that facilitate people to be active is central to achieving these national aims.

### **2.2.2 LOCAL POLICY CONTEXT**

The Cambridgeshire Health and Wellbeing Strategy (2012-17) recognises the need for good health and wellbeing as being central to people leading active and fulfilled lives. The priorities of the strategy reflect the need for a safe and sustainable environment and the need to support people throughout their lives, from a positive start for children to keeping older people independent, safe and well. Priority 5 in particular, highlights the importance of the built environment, ensuring that new developments take into account health and wellbeing and encouraging the use of green, open spaces.

The emerging Huntingdonshire District Council Corporate Plan (2016-18) has three Strategic Priorities including: 'Enabling Communities', 'Sustainable Growth' and 'Efficient and Effective Council'. The sports and leisure sector has a significant role to play across these three priorities.

There is no statutory obligation for Huntingdonshire District Council to provide sports and leisure facilities however this Council regards the importance of health and wellbeing highly and sports and leisure facilities are a key part of this offer. This strategy also looks at all facilities not just those operated by HDC. Regardless of operator it is important, to enable and facilitate wellbeing, that the residents of the district have good accessibility to fit for purpose, good quality and a range of facilities.

## **2.3 Housing Growth Impact**

Huntingdonshire will grow by over 21,000 new homes by 2036 with the population forecast to rise to 209,000. The majority of the growth will be around Huntingdon (including Alconbury Weald), St Neots and Wyton on the Hill. Housing allocations are currently part of a 'Targeted Consultation of the Local Plan' published in January 2015 and are likely to change. It is paramount that local infrastructure including indoor and outdoor sports facilities are fully considered and developed accordingly to meet the needs arising from this growth in population.

The Local Plan for Huntingdonshire is a key document that must be influenced by the sports and leisure sector. Planning for the future in terms of active design – encouraging walking and cycling etc – as well as providing fit for purpose infrastructure is fundamental to having a thriving active community with a good quality of life.

## 2.4 Overview of current participation in sport

Sport England carry out a national 'Active People\*' (APS) survey each year. The latest figures from APS9 indicate that 37.1% of adults (14yrs+) in Huntingdonshire take part in sport at least once a week compared to the national average of 36.5% and 24% take part in sport and active recreation three times a week compared to the national average of 23.9%.

56.6% of adults who are inactive want to take part in sport demonstrating there is an opportunity to increase participation.

With regards to the Council run leisure facilities over 2.3 million visits were recorded in 2014-15 from 47,000 individual card holders.

### 2.4.1 ACTIVE PEOPLE KEY RESULTS

13.6% of adult residents have volunteered in sport in the last month compared to the national average of 12.9%.

33.8% take part in organised sport by belonging to a club, receiving tuition or taking part competitively compared to 33.9% nationally.

65.3% are satisfied with sporting provision compared to 61.7% nationally although this has fallen from 75.3% when the last strategy was published. (2009)

*\* From 2016, the Active People survey has been renamed Active Lives*

## 2.5 Improving the quality of life for our communities

17% of deaths are caused by inactivity. International comparison shows physical inactivity is a greater cause of death nationally than almost every other economically comparable country.

£7.4bn is the estimated figure that physical inactivity costs the national economy in healthcare, premature deaths and sickness absence.

£1,760-£6,900 can be saved in healthcare costs per person by taking part in sport.

29% increase in numeracy levels can be achieved by underachieving young people who take part in sport.

15.8% is the reduction in crime and antisocial behaviour in areas where at-risk youth have participated in sport for development programmes.

17.1% of young people and 69.1% of adults are overweight or obese in Huntingdonshire compared to the East of England average of 17% and 65% respectively.

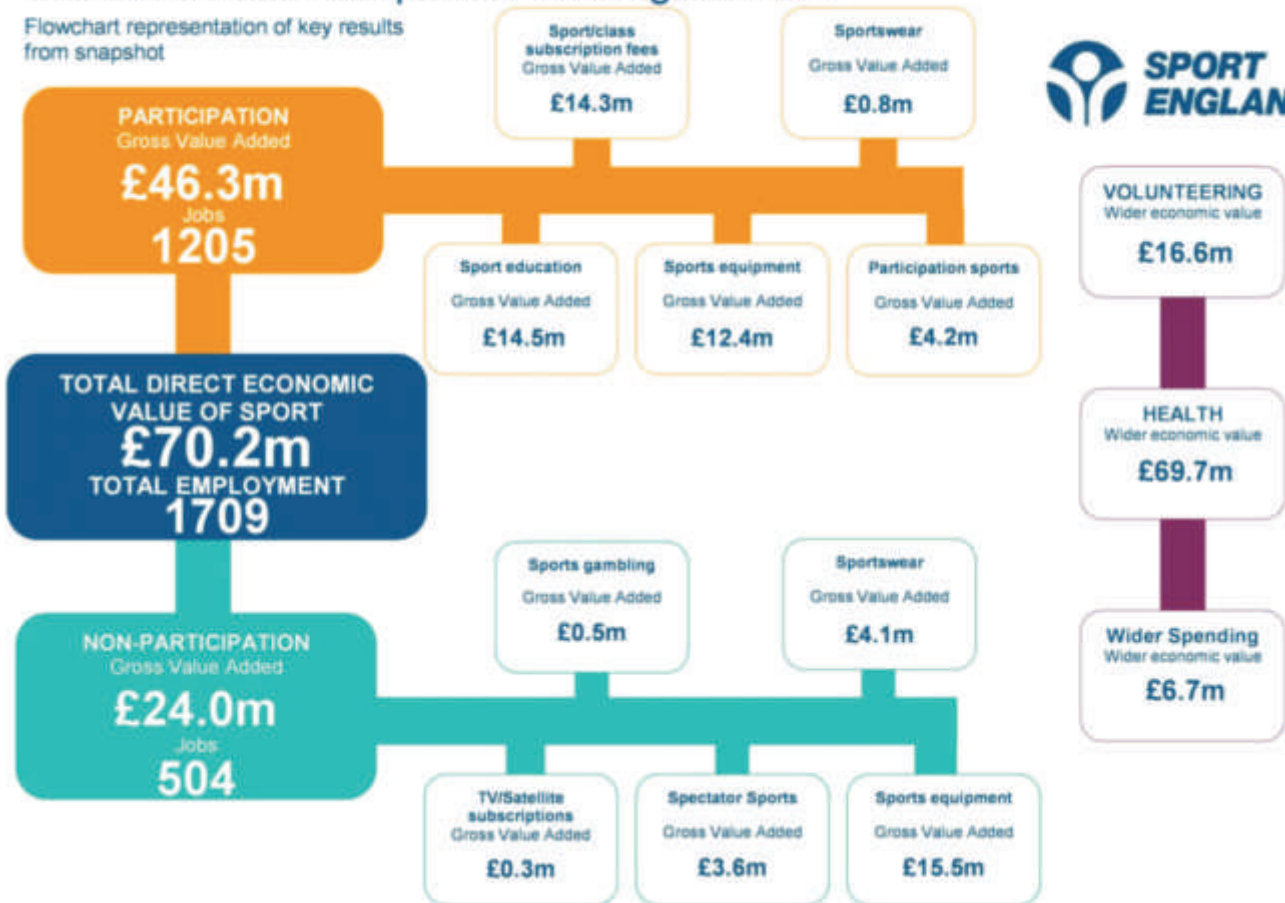
\*Source: Sport England Local Profile tool 2015 comparing East and England averages as well as CIPFA family neighbours

## 2.6 Economic Value of Sport

\*Source: Sport England Huntingdonshire Mini Local Sport Profile December 2015

### Economic Value of Sport for Huntingdonshire

Flowchart representation of key results from snapshot



3

Consultation

## 3.1 Informing the Strategy

It is important when compiling any strategy to consider all available sources of information to inform future policy decisions and action plans.

Huntingdonshire District Council routinely carries out consultation on services including leisure centres. These consultations are used to advise on policy and direction for all Council run services.

## 3.2 Partners & Stakeholders

A range of partners and stakeholders were consulted with this strategy including:

- Sport England,
- Cambs County Council Public Health
- 'Living Sport' (Cambridgeshire & Peterborough County Sports Partnership)
- National Governing Bodies (NGB's) of key sports
- Parish & Town Councils
- Site operators





4

# Audit of provision

## 4.1 Overview of Provision

The District has a good supply of sports facilities both in terms of number, quality and range when compared to the District's nearest CIPFA neighbours (420 Facilities, 137.1 per 16+ Population (000's)) (Source Sport England Local Sport Profile 2015). Five Leisure Centres are provided and managed by Huntingdonshire District Council which include: swimming pools, sports halls, health and fitness and outdoor provision.

	Huntingdonshire	Aylesbury Vale	Basingstoke & Deane	Cherwell	Colchester
<b>Total</b>	420	561	473	375	483
<b>16+ Population (000's)</b>	137.1	138.1	138.1	109.5	158.4

The district is fortunate to possess some sporting jewels for a district of its size including One Leisure St Ives Outdoor Centre, Huntingdon Gymnastics Club, Grafham Water Centre, St Neots Table Tennis Club, Hemingford Sports Pavilion (squash), Huntingdon Tennis Club and St Neots Town Football Club in particular.

However existing facilities are aging as well as catering for increased demand from the population growth. Satisfaction with all sports facility provision in Huntingdonshire has declined from 75.3% to 65.3% since 2007. (Active People Survey). However Huntingdonshire's satisfaction rates are still above the national average which is currently 61.7%.

## 4.2 Local Standards for Sport

Huntingdonshire District Council formally adopted local standards for sports facilities in 2008. These standards remain as the adopted standard in terms of future provision.

Facility	Standard
Sports Halls	51.2sq metres per 1,000 population
Swimming Pools	10.96sq metres per 1,000 population
Indoor Bowls Rink	0.05 rinks per 1,000 population
Artificial Turf Pitch	0.04 turf pitch per 1,000 population
Fitness Stations	3.6 stations per 1,000 population
Outdoor sports pitches, courts & greens	16,100sq metres per 1,000 population
Changing Facilities	1 facility per 2,000 population

## 4.3 Existing Provision and Future Needs

The headline sports facilities in Huntingdonshire against the above adopted standards demonstrate variations in provision with some types of facilities over supplied while others are already under-represented. With the forecast growth in population these gaps in under-provision will only be exacerbated.

### 4.3.1 SPORTS HALLS

Sports Halls are multi-purpose in nature allowing for a wide range of indoor active, sporting and play activities. Flexibility of space is important in ensuring long-term viability. Sport England recommends facilities are fit for purpose. Sport England's Facilities Planning Model (FPM) sees four court halls as the national standard but includes three court halls in its analysis. There are currently eleven sports halls across the district with six having a minimum of four badminton courts in size. The district has two 6 court facilities. A further five sites have three courts.

Sports Halls are geographically spread across the district with the largest availability correlated to the most densely populated areas:

Location	Number of Courts
St Neots	14
Huntingdon	10
St Ives	10
Kimbolton	6
Ramsey	3
Sawtry	3
Total	<b>46</b>

The district is also well served with 38 Activity Halls and Village Halls which provide indoor space for sport and active recreation including badminton, aerobics/dance, play activities etc.

#### Current need

FACILITY TYPE	Local Standard	Required Level (177,700)	Current Level of Provision	Deficit/Surplus
Sports Halls (min 4 courts)	51.20 sq m	9,098 sq m	4,536 sq m	-4,562 sq m
Sports Halls (all provision)	51.20 sq m	9,098 sq m	6,763 sq m	-2,335 sq m

Even taking into account small halls (less than four courts) there is a current undersupply of 2,335 square metres - equivalent to 3.3 four court halls (690sq metres new standard).

#### Future need

FACILITY TYPE	Local Standard	Required Level (193,600)	Current Level of Provision	Deficit/Surplus
Sports Halls (min 4 courts)	51.20 sq m	9,912 sq m	4,536 sq m	-5,376 sq m
Sports Halls (all provision)	51.20 sq m	9,912 sq m	6,763 sq m	-3,149 sq m

Sport England's Facilities Planning Model (FPM) reports Huntingdonshire have 3.09 courts per 10,000 population compared to a national average of 4.35 and an East of England average of 4.49. The percentage of overall capacity used is also running at 90.1% compared to 72.3% and 71.3% respectively demonstrating again the under supply of courts in the district. (The FPM uses the national database Active Places which is dependent on site operators maintaining the data up to date. The FPM is therefore best used to provide context for the district.)

With the forecast growth in population the deficit increases. A one court activity hall facility is planned in the district but this will not address the significant under-provision of fit for purpose indoor space in the district.

### **Future options**

With significant housing developments planned in the Huntingdon and St Neots areas indoor sports facilities should be prioritised in order to enhance the quality of life for new communities and to ensure there are sufficient opportunities for people to participate indoors in a range of sports, play and physical activities going forward. Where secondary school provision is planned this should provide opportunities for co-located education/community access facilities.

Consideration should be given to successful sustainable models including options for specific types of indoor sports.

The planned housing growth in the district highlights the need for flexible, fit for purpose indoor space to be provided in St Neots, Huntingdon, Alconbury Weald and Wyton on the Hill.

Given the current deficit in provision there is a long term need to retain existing sports hall provision.

### 4.3.2 INDOOR SWIMMING POOLS

Swimming remains one of the most popular, accessible sports for residents. It fulfils a number of objectives with people participating for social reasons, fun, health, fitness or competition. A valuable life skill that remains part of the national curriculum and yet 45% of the population are unable to swim 25 metres unaided at 11 years of age. In terms of family participation and as a non-weight bearing activity swimming could be extremely valuable as a tool in the fight against rising inactivity levels.

There are currently 12 indoor swimming pools across the district with a mixture of public and private membership access. Sport England recommends a minimum of 20metre pools and 160sq metres suggesting at first glance a shortfall of water space. This is further exacerbated by the number of pools in the district that are operated by commercial organisations and where community access is limited by education use. Therefore in Sport England’s definition of ‘useful’ water space Huntingdonshire does not reflect well. However in rural communities such as Huntingdonshire the local value of all available water space should not be underestimated and therefore in the table below both pools of only 20 metres and all water supply has been calculated.

Geographical distribution of the swimming pools is generally good although there is a high concentration around the town of Huntingdon.

Location	Number of Pools
Buckden	1
Godmanchester	1
Huntingdon	5
Kimbolton	1
Ramsey	1
Sawtry	1
St Ives	1
St Neots	1
Total	<u>12</u>

#### Current need

FACILITY TYPE	Local Standard	Required Level (177,700)	Current Level of Provision	Deficit/Surplus
Swimming Pool (min 212 sq m)	10.96 sq m	1,948 sq m	1,468 sq m	-480 sq m
Swimming Pool (all supply)	10.96 sq m	1,948 sq m	2,083 sq m	135 sq m

#### Future need

FACILITY TYPE	Local Standard	Required Level (193,600)	Current Level of Provision	Deficit/Surplus
Swimming Pool (min 212 sq m)	10.96 sq m	2,122 sq m	1,468 sq m	-654 sq m
Swimming Pool (all supply)	10.96 sq m	2,122 sq m	2,083 sq m	-39 sq m

Sport England’s Facilities Planning Model reports Huntingdonshire has 9.65 Water space per 10,000 population compared to a national average of 13.61 and an East of England average of 13.66. The percentage of overall capacity used is also running at 87.7% compared to 64.8% and 63.3%.

## Future Options

When comparing to Sport England standards (20m/160sqm), there is a deficit of swimming pool provision both now and into the future. However the importance of the smaller facilities particularly in rural districts cannot be underestimated. With this in mind it is considered the current level of provision is adequate and will continue to meet need if the current level of facilities are maintained to a good standard.

It may be possible in the future to expand the aquatic area available by considering the addition of learner pools to selected sites to increase flexibility of use and providing a wider programme of activities.

### **4.3.3 INDOOR BOWLS**

Given the aging profile of the district's population Indoor Bowls is an important element of the sporting offer. However it also has appeal across the age groups and the potential once again to be accessible to all the population including disabled people and people living with long term conditions.

There are two sites in the district: Huntingdon Indoor Bowls Club and St Neots and District Indoor Bowls Club.

#### Current need

<b>FACILITY TYPE</b>	<b>Local Standard</b>	<b>Required Level (177,700)</b>	<b>Current Level of Provision</b>	<b>Deficit/Surplus</b>
Indoor Bowls	0.05 rinks	8.9 rinks	14 rinks	5 rinks

#### Future need

<b>FACILITY TYPE</b>	<b>Local Standard</b>	<b>Required Level (193,600)</b>	<b>Current Level of Provision</b>	<b>Deficit/Surplus</b>
Indoor Bowls	0.05 rinks	9.7 rinks	14 rinks	4 rinks

## Future Options

Although there are only two facilities they currently meet the current and future forecast need. The two facilities are within 20-30 minutes' drive time for the majority of the district and so it is considered there is no requirement for additional provision.

#### 4.3.4 ARTIFICIAL TURF PITCHES

Artificial Turf Pitches are playing an increasingly important role in providing high quality facilities for both training and competition for a number of sports. There are currently nine full size pitches in the district. Since the previous strategy in 2009 this type of facility has experienced the biggest growth particularly with the rise of 3rd generation pitches. There are also six small size pitches which provide an important supply of good quality training facilities.

Location	Number of Full Size ATPs	Surface
Huntingdon	1	3rd Generation
Kimbolton	2	Sand Dressed
St Ives	1	3rd Generation
	1	Sand Dressed
St Neots	2	3rd Generation
	1	Sand Dressed
Yaxley	1	3rd Generation
Total	<u>9</u>	

Location	Number of Training Size ATPs	Surface
Alconbury	1	3rd Generation
Huntingdon	1	3rd Generation
Ramsey	1	Sand Dressed
Sawtry	1	Sand Dressed
St Neots	1	Sand Dressed
Yaxley	1	3rd Generation
Total	<u>6</u>	

#### Current need (Full Size ATPs)

FACILITY TYPE	Local Standard	Required Level (177,700)	Current Level of Provision	Deficit/Surplus
Artificial Turf Pitch	0.04 pitches	7 pitches	9 pitches	2 pitches

#### Future need

FACILITY TYPE	Local Standard	Required Level (193,600)	Current Level of Provision	Deficit/Surplus
Artificial Turf Pitch	0.04 pitches	8 pitches	9 pitches	1 pitch

#### Future options

It is considered the total current level of full size pitches does meet the need for the total population for the district both now and looking forward to the future growth when looking purely at the total number available. However although the overall coverage in the district is high, there are geographical areas with no community access to a full size facility so consideration could be given to developing a facility in Ramsey or Sawtry. This would also support Huntingdonshire FA development clubs in Ramsey and Sawtry.

The trend to move to 3rd generation long pile surfaces should also be monitored to ensure hockey is still adequately catered for.

### 4.3.5 HEALTH AND FITNESS

Health and fitness facilities are an important part of the district's sporting and leisure offer both for general health and wellbeing but also for those participating in competitive sport. Huntingdonshire District Council is the single largest provider with its chain of Impressions Fitness Studios but there are also a variety of other providers ranging in size and type of equipment.

#### Current Health & Fitness Offer

Location	Site Name	No of stations	Access	Accessibility Factor	Accessible Fitness
Abbotsley	Abbotsley Golf Hotel	28	Private	75.0%	21.0
Alconbury Weald (opening 2016)	Alconbury Weald		Private	75.0%	0.0
Buckden	Buckden Marina Ltd	41	Private	75.0%	30.8
Hemingford Grey	Hemingford Pavilion	14	Private	75.0%	10.5
Huntingdon	Hinchingbrooke School	30	Education	50.0%	15.0
Huntingdon	Huntingdon Boat Club	8	Private	75.0%	6.0
Huntingdon	Huntingdon Marriott Hotel	30	Private	75.0%	22.5
Huntingdon	Huntingdon Regional College	30	Private	75.0%	22.5
Huntingdon	One Leisure - Huntingdon	49	Public	100.0%	49.0
Huntingdon	Sports Direct - Huntingdon	60	Private	75.0%	45.0
Pidley	Lakeside Lodge, Pidley	27	Private	75.0%	20.3
Ramsey	One Leisure - Ramsey	36	Public	100.0%	36.0
Sawtry	One Leisure - Sawtry	50	Public	100.0%	50.0
St Ives	Dolphin Fitness Suite	16	Private	75.0%	12.0
St Ives	One Leisure - St Ives Indoor	75	Public	100.0%	75.0
St Ives	Quo Vardis		Private	75.0%	0.0
St Neots	Hanleys Muscle & Fitness		Private	75.0%	0.0
St Neots	Longsands Academy	13	Education	50.0%	6.5
St Neots	One Leisure - St Neots	96	Public	100.0%	96.0
St Neots	Snap - St Neots		Private	75.0%	0.0
		<b>603</b>		<b>TOTAL</b>	<b>518</b>

There is a good range and therefore choice for users from small to large operators spread across the district and accessibility is largely good.



## Current need

<b>FACILITY TYPE</b>	<b>Local Standard</b>	<b>Required Level (177,700)</b>	<b>Current Level of Provision</b>	<b>Deficit/Surplus</b>
Health & Fitness	3.6 stations	640 stations	603 stations	-37 stations

## Future need

<b>FACILITY TYPE</b>	<b>Local Standard</b>	<b>Required Level (193,600)</b>	<b>Current Level of Provision</b>	<b>Deficit/Surplus</b>
Health & Fitness	3.6 stations	697 stations	603 stations	-94 stations

- RAF Alconbury (approx. 100 stations removed from calculation as not available to public)
- Does not include new facilities at Snap Fitness, Alconbury Weald, Quo Vardis and Hanleys Muscle & Fitness as number of stations not obtained.

## Future options

It is considered the current level of supply is currently just below that of the current demand as calculated by the adopted standard. With the known missing stations of a few new sites this is likely to take the district over the current demand level. This does not take into account proposed developments at One Leisure Huntingdon. However the One Leisure Huntingdon facility is in need of development due to current demand on existing facilities and should be brought forward given the future forecast under supply of stations (not including the omitted facilities).

There is not considered to be demand for any further significant developments of Health and Fitness facilities.

### 4.3.6 OUTDOOR GRASS PITCHES, COURTS AND GREENS

Outdoor formal sports playing areas provide a wide range of opportunities for all ages including football, rugby, tennis, cricket, golf, outdoor bowls, netball and athletics. With a growing population heavy use of available formal playing areas can have a detrimental effect on the quality of the playing areas.

An update of the previous playing pitch strategy audit has identified the following outdoor provision:

Sport	Definition	Number
Football	Adult/Senior Pitches	79
	Junior Football (Colts/9v9)	48
	Mini-Soccer	32
Rugby (Union & League)	Adult/Senior Pitches	23
	Junior	8
Cricket	Pitches	41
Tennis	Courts	93
Netball	Courts	46
Outdoor Bowls	Rinks	18
Golf	18 hole courses	9
	9 hole courses	3
	5 hole courses	1
Athletics	6 lane track	1

\* Outdoor pitches, courts & greens are subject to continual changes due to demand and age groups of teams etc. Correct at time of printing.

Outdoor formal sports space is critical to a healthy and active community and must be at the forefront of all future developments.

It is important to note that space should be flexible to cater for changing demands over time for example mini soccer players grow up to play 9v9, then colts and subsequently senior football. The need for clubs can change season on season as teams move up the age groups.

It is recommended the Council undertake a full review of its Playing Pitch Strategy to complement this overarching strategy.

#### Future options

The Council should seek section 106 contributions to outdoor formal sports on a robust basis, in line with the Developer Contributions Supplementary Planning Document (SPD) 2011 or successor or replacements documents. The need to provide good quality, fit for purpose outdoor sports areas to meet the needs of communities are vital to any new development in terms of being an attractive place to live.

Wherever outdoor sports facilities are provided they should be supplied with fit for purpose ancillary facilities including changing, toilets, disabled access, officials' provision, car parking and storage.

## 4.4 Sport England Facility Calculator

The Sports Facility Calculator (SFC) has been created by Sport England to help local planning authorities quantify how much additional demand for the key community sports facilities (swimming pools, sports halls and artificial grass pitches), is generated by populations of new growth, development and regeneration areas.


When the calculator is run as if Huntingdonshire was a blank canvas this is the following level of facilities that the population would require to meet demand.

This is using national methodology but not applying the local standards as in previous calculations.

POPULATION REQUIREMENTS	Sports Halls	Swimming Pools	Artificial Pitches	Indoor Bowls
<b>173,000 Population</b>	52.96 Courts 13.24 Halls	1,818.75sq m 34.24 Lanes	4.97 Pitches (full size)	12.54 Rinks 2.09 Centres
<b>184,000 Population</b>	57.68 Courts 14.42 Halls	1,980.66sq m 37.28 Lanes	5.42 Pitches (full size)	13.65 Rinks 2.28 Centres
<b>Actual Facilities Available</b>	46 Courts 11 Halls	2,083sq m 33 Lanes	9 Pitches	14 Rinks 2 Centres
<b>Current Deficit/ Surplus</b>	-6.96 courts -2.24 Halls	264.25 sq m -1.24 Lanes	4.03 Pitches (full size)	1.46 Rinks -0.09 Centres

## 4.5 Other Sports Facilities in Huntingdonshire

In addition to the headline facilities identified above there is a diverse range of facilities available to residents. The district has an enviable supply of golf courses and water sports are well represented with the River Ouse and lakes including Grafham Water and Paxton Lakes providing excellent opportunities. The district also has a number of horse riding schools.



Sports Facilities  
Priorities in  
Huntingdonshire

## 5.1 Sports Priority Matrix

With rising inactivity levels and associated health costs and the austerity environment combining it is important to try and prioritise future investment decisions. It is important to invest where the greatest step change can be achieved. Therefore sports have been categorised into four distinct levels.

Sport	Ranking
Cricket, Football, Golf, Swimming	1
Athletics, Bowls, Cycling, Gymnastics, Rowing, Rugby Union, Sailing, Tennis	2
Badminton, Basketball, Canoeing, Equestrian, Hockey, Martial Arts, Netball, Rugby League, Squash, Table Tennis, Trampolining	3
Angling, Archery, Boxing, Fencing, Judo, Volleyball	4

### 5.1.1 RATIONALE BEHIND THE SPORTS PRIORITY MATRIX

Each sport was assessed against four factors: club infrastructure, facilities and current and potential participation levels. Each factor was scored out of 5 points with existing knowledge, Sport England Active People Survey data and number of clubs taken into account. A higher rating was given where the district benefits from a specialist 'regional' level facility including Huntingdon Gymnastics Club, St Neots Table Tennis Club and Huntingdon Tennis Club (Indoor courts).

The full matrix can be seen in Appendix 1.

## 5.2 Existing Strategic Facilities

Huntingdonshire is fortunate to have a good range of multi-sport and regional level facilities.

Existing strategic sites have been identified as:

FACILITY	TYPE
One Leisure St Ives	Community Leisure Centre
One Leisure Huntingdon	Community Leisure Centre
One Leisure St Neots	Community Leisure Centre
One Leisure Sawtry	Community Leisure Centre
One Leisure Ramsey	Community Leisure Centre
One Leisure St Ives Outdoor	Outdoor Multi-sports Venue
Hinchingbrooke School	School Site (multi-sports Venue)
Kimbolton School	School Site (multi-sports Venue)
Godmanchester Town Cricket Club	Community Sports Club (cricket)
Hemingford Sports Pavilion	Community Sports Club (squash)
Huntingdon Gymnastics Club	Community Sports Club (gymnastics)
Huntingdon Tennis Club	Community Sports Club (tennis)
St Ives Rugby Union Club	Community Sports Club (rugby Union)
St Neots Table Tennis Club	Community Sports Club (table Tennis)
St Neots Town Football Club	Semi-pro Football Club (football)
Grafham Water Centre	Watersports Venue
Paxton Lakes	Watersports Venue

## 5.3 Existing sports facilities in need of refurbishment/upgrade etc

Over the past five years there has been significant investment into a number of sports facilities in the district namely: One Leisure St Ives, One Leisure St Ives Outdoor, One Leisure St Neots, St Ives Rugby Club, Huntingdon Gymnastics Club, and Rotations Trampolining Club. (**Appendix 2**)

However there are still a number of facilities in need of future refurbishment/upgrade due to wear and tear and to cater for the increasing population. Given the demands on existing provision and the shortfalls that have been identified it is important to support existing facilities to ensure they remain fit for purpose as they have a very important role to play in meeting demand both now and into the future. The levels of under provision identified will be exacerbated if this core strategic provision is not maintained and developed.

Sites need to ensure they are fully accessible but also should consider energy efficiency projects as part of future sustainability proofing – insulation, solar panels, lighting projects etc. can all reduce utility bills and help to reduce running costs.

Huntingdonshire’s ‘One Leisure’ portfolio has an ongoing conditions survey to provide for a strategic framework for the management and maintenance of facilities.

Huntingdonshire FA considers the increased population projected over the next 5 years will increase the number of football teams and overall population. Therefore there is a need to protect the current playing areas and look at the possibility of bringing pitches back in use.

A recent Huntingdonshire FA Facility consultation, which includes 60% of the teams in the county, has also identified that the main priority for clubs in the county is improvement to their respected grass pitches such as with drainage.

Partners and stakeholders have identified a number of planned projects to existing facilities that are in need of refurbishment or upgrading or are planning new and additional facilities which have been rated in terms of strategic impact at Appendix 3. The priority sites for refurbishing/developing existing facilities have been identified as:

Project	Project Summary	Estimated project cost	Estimated timescales	Local Priority
One Leisure Huntingdon	Redevelopment of Health & Fitness Area	£795k	2016/2017	27
One Leisure Huntingdon	Refurbishment of Swimming Pool Changing Areas	£320k	2016/2017	18
One Leisure St Neots	Replacement of Synthetic Turf Pitch Surface	£392k	2016/2017	18
Huntingdon Gymnastics Club	Refurbishment of main hall			12
Millfields Car Park (Holywell-Cum-Needingworth)	Investigations to increase car parking availability			12
St Peters School, Huntingdon	Sports Hall repairs and refurbishments			12
Warboys Sports Field	New changing rooms			12
One Leisure St Ives Outdoor	New drainage to improve playability of grass pitches and reduce cancellations	£120k		8



## 5.4 Existing sites planning new facilities

Resources are scarce and it is important that projects that can lead to a step change in participation are prioritised. However decision makers should seek to ensure issues around accessibility and innovation are supported.

A number of existing sites and partners have identified a number of NEW additions they would like to add to their existing facilities. These future projects have therefore been rated in terms of need, sustainability and potential to impact participation levels. The highest priority refurbishment/development projects have been ranked as:

Project	Project Summary	Estimated project cost	Estimated timescales	Local Priority
Ramsey Colts	Move to new playing fields including pitches, car park and changing facilities			12
Hinchingbrooke Lake	New and fit for purpose ancillary facilities			8
One Leisure Ramsey	Additional studio space		2017/2018	8
Stilton Sports Pavillion & Grass Pitches	New Sports Pavilion and improvements to Grass Pitches		2016	8

All known potential projects for new and existing facilities are listed in Appendix 3.

## 5.5 Gaps in Provision

Based on existing facility provision across the wards the following areas have been identified as having low or no levels of provision:

FACILITY	OPTIONS
Sports Hall Courts	Yaxley and Farcet
Full sized ATP	Ramsey, Sawtry
40x40 3G ATP	Warboys & Bury, Earith, Somersham
Tennis Courts	Yaxley and Farcet, Brampton, Sawtry, Godmanchester
Cricket Pitch	St Neots, Alconbury Weald, Yaxley & Farcet
Outdoor Bowls	Little Paxton
Grass Pitches (inc. football)	Warboys, Stilton, Fenstanton, Upwood & The Raveleys, Buckden, Little Paxton, Ellington, Sawtry

These areas have been identified on the criteria they are within large enough settlements to support additional facilities and there is an obvious discrepancy in level of provision compared to similar settlements.

Gaps in provision have also been identified through consultation with partners and stakeholders. This list is continually being updated as HDC becomes aware of the need for additional facilities as highlighted by partners.

AREA	HIGH PRIORITY	MEDIUM PRIORITY	LOW PRIORITY
Alconbury		Tennis Courts	
Alwalton			Tennis Courts/Hard Court area
Bluntisham			Outdoor Gym
Bury		MUGA	Outdoor Gym
Earith			Trim Trail
Great Paxton		Cycleway/Footpath	
Holywell-cum-Needingworth			Indoor Sports Provision
Warboys	Outdoor Sports Pitches Changing Rooms	MUGA/Training ATP	

Appendix 4a demonstrates the spread of facilities across the district at Ward Level and 4b at Parish Level.

## 5.6 Sites where new facilities are required to meet identified strategic need

The expected housing growth in the district is forecast to be over 21,000 new dwellings. This will lead to unprecedented demand on facilities which are already in many cases at capacity.

The Local Infrastructure Framework, which was developed to support the Core Strategy 2009, further identifies the need for additional provision of formal outdoor and indoor sports space especially with relation to new developments. Further infrastructure planning has been undertaken since that time.

This has included:

- The Community Infrastructure Levy (CIL) Infrastructure Project List that contained a broad range of infrastructure projects and project types across the District that could be eligible for CIL funding in the period to 2026. This was subject to Public Examination in March 2012 in relation to the Huntingdonshire District Council CIL Charging Schedule; and
- The Huntingdonshire District Council Infrastructure Business Plan 2013/14 outlining the current indicative range of infrastructure projects, which forms part of the CIL Regulation 123 List.

An Infrastructure Delivery Strategy (IDS) is currently being prepared to support the Local Plan to 2036 and this strategy will need to relate and work alongside the IDS as it develops.

It is critical that appropriate indoor and outdoor formal sports facilities are provided in these intensive growth areas.

As part of the consultation Huntingdonshire Cricket Board expect to see additional cricket provision in the three growth areas: Alconbury Weald, St Neots and Wyton-on-the-Hill as these developments materialize. Cricket is increasingly looking to offer new versions of the game to boost adult participation and, linked to this there is likely to be a future need for NTP [artificial] pitches vis-à-vis grass cricket squares especially with new developments.

Huntingdonshire FA have identified a need for a new 40x40 3G pitch within the district. Where there are new housing developments being built they would support that a 3G pitch which has a community club as its partner is considered. The increase in population will also see the number of grass pitches required increased. New facility builds should meet the Step 7 requirements so that clubs playing at this level are able to use facilities.

At the three major proposed development areas the following should be provided as part of the basic infrastructure to help make the new development a desirable place to live and encourage healthy, active lifestyles.

Project	Sport	Project Summary
Alconbury Weald	Multi-Sport	Dryside sports facility (e.g. Indoor Sports, Aerobics, Changing etc).
Alconbury Weald	Multi-Sport	Adult, Youth and Mini Grass Pitch Provision (Football, Rugby, Cricket etc)
Alconbury Weald	Multi-Sport	Other outdoor sports provision - Outdoor Tennis, Bowls, STP provision etc
Wyton on the Hill	Multi-Sport	Dryside sports facility (e.g. Gym, Aerobics, Changing etc).
Wyton on the Hill	Multi-Sport	Adult, Youth and Mini Grass Pitch Provision (Football, Rugby, Cricket etc)
Wyton on the Hill	Multi-Sport	Other outdoor sports provision - Outdoor Tennis, Bowls, STP provision etc
St Neots	Multi-Sport	Dryside sports facility (e.g. Indoor Sports, Aerobics, Changing etc).
St Neots	Multi-Sport	Adult, Youth and Mini Grass Pitch Provision (Football, Rugby, Cricket etc)
St Neots	Multi-Sport	Other outdoor sports provision - Outdoor Tennis, Bowls, STP provision etc

6

# Strategic Overview

## 6.1 Policy Recommendations

- a. Encourage investment in projects where the most significant impact can be made on participation levels to address both health and social wellbeing.
- b. Commit to the retention of all strategically important sports facilities as highlighted in section 5.2 in particular given the current shortfall of indoor sports hall provision.
- c. Seek to support projects identified as priority projects to refurbish/upgrade existing sites as identified in section 5.3
- d. Seek to support projects identified as sites planning new facilities to increase the sport and leisure stock as identified in section 5.4.
- e. Ensure significant identified gaps in provision are addressed as opportunities permit as identified in section 5.5.
- f. Work with partners and stakeholders including other operators to develop and deliver new facilities in areas of identified strategic need as identified in section 5.6 and in correlation with the new major housing sites.
- g. Seek to maximise all funding opportunities including Section 106, Community Infrastructure Levy, external grants or sponsorship contributions.
- h. Seek to ensure all sports facilities are fit for purpose, of good quality and with excellent access with Huntingdonshire District Councils own stock being the exemplar for others to follow (including sports pitches and built facilities).
- i. Work with other sports and leisure providers to seek improvements in sports provision and encourage participation in sport and active leisure.



Appendix 1 - 4

## Appendix 1: Sports Ranking Matrix

SPORT	Overall Infrastructure	Club Participation	Current Participation	Potential	Facilities	Total	Information in support of prioritisation
Football	1	5	4	5	4	18	County FA means resources better on the ground for NGB. High level of clubs at all levels.
Swimming	1	4	5	5	4	18	5 LA managed facilities plus several other facilities. No 50m pool. Some modernisation required. Disability access good.
Cricket	1	5	4	4	4	17	County NGB ensures better resources on the ground. Plentiful supply of junior sections. Some disability and female provision.
Golf	1	5	3	4	5	17	Excellent supply of facilities. Engagement with schools & LA.
Cycling	2	2	5	5	3	15	Cycling had an explosion over last five years but mostly informal participation rather than formal club sport. Significant potential for addressing physical inactivity levels.
Gymnastics	2	3	3	4	5	15	Hunts Gymnastics Club jewel in the crown. Significant development since last strategy. Elite performance PLUS grass roots offer.
Rugby Union	2	4	3	4	4	15	Good club structure across the district but Huntingdon still require permanent base. St Ives carried out developments since last strategy published.
Tennis	2	4	3	4	4	15	Huntingdon Tennis Club with Indoor Facilities excellent. Good supply of clubs around the district. Access & facilities variable.
Athletics	2	3	3	3	4	13	OLSI Outdoor Centre - good facility in need of remedial work. Active athletics club with several running clubs as well.
Bowls	2	3	3	4	3	13	Two good indoor facilities and wide supply of outdoor facilities. Junior programmes could be developed further.
Rowing	2	4	3	3	3	13	3 good clubs spread geographically across the district. Capacity for expansion limited.
Sailing	2	4	3	3	3	13	Good facilities at Grafham, Little Paxton and St Ives. Paxton Lakes SC actively participates in LA programmes.
Hockey	3	4	2	3	3	12	Good club structure across the district. Relatively new facility at St Neots since last strategy published and wear and tear on St Ives facility reduced with new 3G facility re-directing heavy football use.



SPORT	Overall Infrastructure	Club Participation	Current Participation	Potential	Facilities	Total	Information in support of prioritisation
Marial Arts	3	4	3	3	2	12	No specialist facilities. Recognised NGB structure would be advantageous.
Netball	3	3	3	3	3	12	Lack of high quality facilities across the district. Back to Netball has been a success at national level raising the profile.
Squash	3	3	3	3	3	12	Hunts County Squash Club best facility. Loss of one facility since last strategy. LA Leisure Centres still offer decent facilities.
Table Tennis	3	2	2	3	4	11	Very good specialist facility at St Neots, other facilities limited.
Badminton	3	2	2	3	3	10	Reasonable club coverage across district. No high level facilities but LA facilities of decent standard. Some courts reduced in Huntingdon since last strategy.
Basketball	3	1	2	3	3	9	Facilities limited but untapped potential.
Canoeing	3	2	2	2	3	9	Engagement with Grafham and Huntingdon CC with LA programmes. Facilities especially at Hinchbrooke limited. Definite potential for expansion, HCC limited capacity.
Equestrian	3	2	2	2	3	9	There are facilities within the district but limited current information available on quality or participation.
Rugby League	3	2	2	2	3	9	One main club but good relative to size of district. Won trophy in last 5 years and developing youth sections as well as adults.
Trampolineing	3	2	2	2	3	9	Excellent facility in Huntingdon. Rest of district limited. Rotations engages with LA programmes.
Angling	4	1	2	2	3	8	Grafham has good facilities. Numerous other sites across the district. Disabled access platforms available.
Boxing	4	2	1	3	2	8	Emerging Clubs with improving record in performance programmes.
Archery	4	2	1	2	2	7	No dedicated facilities. Still popular activity in La holiday programmes & specialist events. Ramsey Ravens emerged as successful club since last strategy.
Fencing	4	2	1	2	2	7	Good long standing club in St Neots. Markings for competition on sports hall floor. None in rest of district.
Judo	4	0	1	2	1	4	No specialist facilities. Limited club structure.
Volleyball	4	0	1	2	1	4	No specialist facilities. Limited club structure.

## Appendix 2: Recent Development Sites (2009-15)

Parish	Site	Description
Alconbury	RAF Alconbury	New Floor/Disabled Access
Bury	Bury Village Hall	Storage rooms
Earith	Earith Skate Park	Installation of skate park
Great Gransden	Great Gransden Playing Field	Heating, Lighting, Toilet Improvements
Great Staughton	Great Staughton Playing Fields	Heating system with Solar Panels
Hail Weston	Hail Weston Playing Field	Change from Senior to Youth Pitch
Holywell-Cum-Needlingworth	St Ives Golf Club	Relocation to 18 hole site
Houghton & Wyton	Houghton Memorial Hall	New Floor
Huntingdon	Huntingdon Gymnastics Club	Extension with new hall
Huntingdon	Rotations Trampoline Club	Relocation to purpose built facilities
Huntingdon	Hartford Village Hall	New Floor, redecorated
Huntingdon	Spring Common School	New flooring in entrance
Kimbolton & Stonely	Kimbolton Village Hall	Extension to provide smaller 40 seater hall
Kings Ripton	Hunts Karting Club	Reception added
Little Paxton	Little Paxton Playing Field	New changing pavilion
Offord Cluny & Offord Darcy	Offords Recreation Field	New MUGA
Perry	Grafham Water Sailing Club	Female Changing Rooms
Pidley-Cum-Fenton	Lakeside Lodge Golf Centre	Disabled lift added to main building
Pidley-Cum-Fenton	Lakeside Lodge Golf Centre	6 hole course reduced to 5
Ramsey	Old Nene Golf & Country Club	New Pavilion
Sawtry	Old School Hall, Sawtry	New Toilets

Parish	Site	Description
St Ives	One Leisure St Ives	Redevelopment & Refurbishment
St Ives	One Leisure St Ives Outdoor	New 3G STP Full Size Pitch
St Ives	Longreach Waterski Club	General refurbishment
St Ives	St Ives Rugby Club	Two new changing rooms
St Neots	St Neots Table Tennis Club	Olympic Flooring and Barriers
St Neots	One Leisure St Neots	Redevelopment & Refurbishment
St Neots	Longsands Academy	New Sand Dressed Full Size STP
St Neots	St Neots Golf Club	Refurbished Club House
St Neots	St Neots Rugby Club	Bar/Reception Area
St Neots	St Neots Tennis Club	LED Floodlights
Warboys	Tick Fen Riding Centre	New Arena
Wistow	Wistow Recreation Park	New Goals
Yaxley	Yaxley Recreation Ground	Small STP resurfaced to 3G

## Appendix 3: Future Known Projects

Project	Type of Organisation	Sport	Project Summary	Estimated Timescales	Local Strategic Need/Priorities (3 High/1 Low)	Sustainability (3 High/1 Low)	Participation Impact (3 High/1 Low)	Local Priority
One Leisure Huntingdon	LA	Multi-Sport	Redevelopment of Health & Fitness Area	2016/2017	3	3	3	27
One Leisure Huntingdon	LA	Swimming	Refurbishment of Swimming Pool Changing Areas	2016/2017	3	2	3	18
One Leisure St Neots	LA	Multi-Sport	Replacement of Synthetic Turf Pitch Surface	2016/2017	2	3	3	18
Huntingdon Gymnastics Club	Sports Club	Gymnastics	Refurbishment of main hall		2	3	2	12
Millfields Car Park	Parish Council	Multi-Sport	Investigations to increase car parking availability		3	2	2	12
Ramsey Colts re-location	Sports Club	Football	Move to new playing fields including pitches, car park and changing facilities		3	2	2	12
St Peters School	School	Multi-Sport	Sports Hall repairs and refurbishments		2	3	2	12
Warboys Sports Field	Parish Council/ Sports Association	Multi-Sport	New changing rooms		3	2	2	12
Hinchbrooke Lake	LA	Watersports	New and fit for purpose ancillary facilities (changing, access and storage facilities)		2	2	2	8
One Leisure Ramsey	LA	Multi-Sport	Additional studio space	2017/2018	2	2	2	8
One Leisure St Ives Outdoor	LA	Multi-Sport	New drainage to improve playability of grass pitches and reduce cancellations		2	2	2	8
Stilton Sports Pavilion & Grass Pitches	LA	Multi-Sport	New Sports Pavilion and improvements to Grass Pitches	2016	2	2	2	8
Warboys MUGA/Training ATP	Parish Council	Multi-Sport	Additional sports pitches		2	2	2	8
Warboys Sports Pitches	Parish Council	Multi-Sport	Additional sports pitches		2	2	2	8

Project	Type of Organisation	Sport	Project Summary	Estimated Timescales	Local Strategic Need/Priorities (3 High/1 Low)	Sustainability (3 High/1 Low)	Participation Impact (3 High/1 Low)	Local Priority
Abbey College	School	Cricket	Replacement of artificial Cricket wicket		1	2	2	4
Bluntisham Cricket Nets	Sports Club	Cricket	Replacement of two new Nets	2016/2017	2	2	1	4
Bluntisham Outdoor Gym	Parish Council	Outdoor Gym	Provide Outdoor Gym equipment	2016/2017	2	2	1	4
Buckden Tennis Club	Sports Club	Tennis	Resurfacing of courts		1	2	2	4
Eynesbury Rovers FC	Sports Club	Football	Relocation due to housing development		1	2	2	4
Great Gransden Tennis Courts	Parish Council/ Sports Club	Tennis	Resurfacing of courts		1	2	2	4
Great Paxton PC	Parish Council	Cycling	Cycleway/Footpath link to/from St Neots/Little Paxton		1	2	2	4
Hail Weston Playing Field	Parish Council	Multi-Sport	Provision of changing/toilet facilities		2	2	1	4
Hemingford Pavilion	Other	Football	Upgrade of changing rooms to meet Step 7 requirements		1	2	2	4
Huntingdon Rugby Club	Sports Club	Rugby	Re-location to permanent site		1	2	2	4
Huntingdonshire Regional College	Further Education	Multi-Sport	Full Size ATP		1	2	2	4
Needingworth Tennis Club	Sports Club	Tennis	Improvement to clubhouse/changing rooms		2	2	1	4
Offord Changing Facilities	Parish Council	Multi-Sport	New changing rooms		2	1	2	4
Old Nene Golf & Country Club	Private	Golf	Increase in facilities: holes, driving range bays		1	2	2	4

Project	Type of Organisation	Sport	Project Summary	Estimated Timescales	Local Strategic Need/Priorities (3 High/1 Low)	Sustainability (3 High/1 Low)	Participation Impact (3 High/1 Low)	Local Priority
Old Nene Golf & Country Club	Private	Golf	Increase in facilities: holes, driving range bays		1	2	2	4
One Leisure Huntingdon	LA	Multi-Sport	Increased Car Parking at One Leisure Huntingdon		2	2	1	4
One Leisure St Ives Indoor	LA	Multi-Sport	Increased Car Parking at One Leisure St Ives		2	2	1	4
One Leisure St Neots	LA	Multi-Sport	Increased Car Parking at One Leisure St Neots		2	2	1	4
One Leisure Ramsey	LA	Cricket	Indoor Cricket Nets need upgrading - identified by Hunts CB		2	2	1	4
One Leisure St Ives Outdoor	LA	Athletics	Appraisal of future of Athletics Track & Condition		2	1	2	4
Ramsey Tennis Club	Sports Club	Tennis	Installation of floodlighting		1	2	2	4
Samuel Jones Crescent, Little Paxton	LA	Multi-Sport	Games Hall, changing rooms and adult football pitch	2016	2	1	2	4
Somersham 3G pitch	Parish Council	Multi-Sport	Provide 3G pitch facility with floodlighting		1	2	2	4
St Ives Rugby Club	Sports Club	Rugby	Improvements - floodlights, car parking and drainage	2016	1	2	2	4
Synthetic turf training pitch	Hunts FA	Football	To provide a new 40 x 40 3G training pitch		1	2	2	4

Project	Type of Organisation	Sport	Project Summary	Estimated Timescales	Local Strategic Need/Priorities (3 High/1 Low)	Sustainability (3 High/1 Low)	Participation Impact (3 High/1 Low)	Local Priority
Bury Parish Council - MUGA	LA	Multi-Sport	Adding a MUGA to Playing Field		1	2	1	2
Earith MUGA	LA	Multi-Sport	Refurbishment of MUGA Surface	2016	1	2	1	2
Godmanchester Rovers	Sports Club	Football	3G pitch		1	1	2	2
Grafham Water Sailing Club	Sports Club	Watersports	Improvements to ancillary facilities		1	2	1	2
Great Gransden Playing Field	Parish Council	Multi-Sport	Improvements to ancillary facilities		1	2	1	2
Great Staughton Playing Fields	Parish Council	Multi-Sport	Heating System with Solar Panels		1	2	1	2
Huntingdon Marriott Hotel	Private	Health & Fitness	Replacement of Gym equipment		1	2	1	2
Northbrook Equestrian Centre	Private	Equestrian	New changing facilities including accessible toilets		1	2	1	2
Hunts Karting Club	Private	Motor-sports	Replacement of grass track with macadam surface		1	1	1	1
Little Paxton MUGA	Parish Council	Netball	Add in moveable Netball goalposts	2016	1	1	1	1
Nene Valley Gliding Club	Private	Airborne Sports	Expand facilities		1	1	1	1
Tick Fen Riding Centre	Private	Equestrian	New Stables		1	1	1	1

## Appendix 4a: Current Audit of Facilities – Ward Level

Ward Name	2016 est population	Sports Hall Courts	Swimming Pools	Indoor Bowls Rink	ATP - Full Size	ATP - Training Size	Fitness Stations	Squash Courts	Activity Hall	Village Hall	Outdoor Bowls	Tennis Courts	Netball Courts	Cricket Pitches	Rugby Pitches - Senior	Rugby Pitches - Junior	Grass Pitch Universal	Football - Senior	Football - Youth/9v9	Football - Mini	Golf Courses - Holes	Outdoor Gym	Trim Trail	MUGA	Skate Park
St Neots (ALL)	34,100	14	1	1	3	1	109	2	3	2	3	10	12	2	7	5	1	11	5	6	18	0	1	1	1
Huntingdon (ALL)	24,200	10	5	1	1	1	207	2	3	1	1	18	10	5	7	0	2	15	4	2	0	2	2	1	3
St Ives (All)	17,300	10	1	0	2	0	91	4	4	0	1	8	4	3	6	3	1	6	4	2	0	0	0	0	1
Yaxley and Farcet	11,200	0	0	0	1	1	0	0	0	1	1	0	0	0	0	0	1	4	4	3	0	0	1	1	1
Ramsey	8,700	3	1	0	0	1	36	2	1	0	1	13	0	2	3	0	0	4	3	5	27	1	0	1	0
Brampton	7,400	0	0	0	0	0	0	0	2	2	1	0	2	2	0	0	0	3	0	2	18	1	0	2	1
Sawtry	7,000	3	1	0	0	1	50	0	0	1	1	0	2	2	0	0	1	1	2	4	0	0	0	0	0
Godmanchester	6,800	0	1	0	0	0	0	0	0	0	1	2	2	1	0	0	0	2	1	1	0	0	0	1	0
The Hemingfords	6,800	0	0	0	0	0	14	4	0	2	2	5	0	3	0	0	0	4	0	0	0	0	0	0	0
Warboys and Bury	6,500	0	0	0	0	0	0	0	0	2	1	1	0	1	0	0	0	2	2	0	0	1	0	0	1
Earith	6,100	0	0	0	0	0	0	0	0	2	1	2	0	2	0	0	0	4	5	0	18	0	1	3	1
Somersham	6,100	0	0	0	0	0	27	1	0	3	1	2	0	1	0	0	0	3	1	3	32	0	0	1	1
Alconbury & The Stukeleys	4,600	0	0	0	0	1	0	0	0	2	0	0	0	1	0	0	0	4	6	0	0	0	0	0	0
Gransden & The Offords	4,500	0	0	0	0	0	28	4	0	1	1	4	1	3	0	0	0	4	3	2	45	0	0	1	0
Little Paxton	4,100	0	0	0	0	0	0	0	0	1	0	0	2	1	0	0	0	1	2	0	0	1	0	1	1
Kimbolton & Staughton	3,400	6	1	0	2	0	0	2	1	2	0	19	7	8	0	0	3	2	5	3	0	1	1	1	2
Upwood & The Raveleys	3,400	0	0	0	0	0	0	0	0	1	0	0	1	2	0	0	0	0	0	2	0	0	0	2	0
Buckden	3,300	0	1	0	0	0	41	0	0	1	1	6	0	1	0	0	0	2	0	0	0	0	1	1	1
Ellington	3,300	0	0	0	0	0	0	0	0	0	0	3	0	1	0	0	0	3	0	0	0	0	0	4	0
Fenstanton	3,200	0	0	0	0	0	0	0	0	0	1	0	3	0	0	0	0	2	0	0	0	0	0	0	0
Stilton	3,100	0	0	0	0	0	0	0	0	0	0	0	0	0	0	0	0	1	0	0	0	0	0	0	1
Elton & Folksworth	2,700	0	0	0	0	0	0	0	0	0	0	0	0	0	0	0	0	0	0	0	18	0	0	0	0
<b>Total</b>	<b>177,800</b>	<b>46</b>	<b>12</b>	<b>2</b>	<b>9</b>	<b>6</b>	<b>603</b>	<b>21</b>	<b>14</b>	<b>24</b>	<b>18</b>	<b>93</b>	<b>46</b>	<b>41</b>	<b>23</b>	<b>8</b>	<b>9</b>	<b>78</b>	<b>47</b>	<b>35</b>	<b>176</b>	<b>7</b>	<b>7</b>	<b>21</b>	<b>15</b>



## Appendix 4b: Current Audit of Facilities – Parish Level

Parish Council	Sports Hall Courts	Swimming Pools	Indoor Bowls Rink	ATP - Full Size	FTP - Training Size	Fitness Stations	Squash Courts	Outdoor Bowls	Tennis Courts	Netball Courts	Cricket Pitches	MUGA	Skate Park	Rugby Pitches - Senior	Rugby Pitches - Junior	Activity Hall	Village Hall	Grass Pitch - Universal	Football - Senior	Football - Youth/9v9	Football - Mini	Outdoor Gym	Golf Courses - Holes
Abbots Ripton						28	4			1	1						1				2		45
Abbotsley																							
Alconbury					1				0		1						1		3	6			
Alconbury Weston																							
Alwalton									0														
Barham & Woolley																							
Bluntisham											1	1				0	1		1	4			
Brampton								1		2	1	1	1			2	1		2		2	1	18
Brington & Molesworth												1											
Broughton																							
Buckden	1					41		1	6		1						1		2				
Buckworth																							
Bury												0	1				1		1			0	
Bythorn & Keyston																							
Catworth									1		1	1							2				
Chesterton																							
Colne																							
Conington																							
Covington																							
Denton & Caldecote																							
Diddington																							
Earith												1	1						1			0	
Easton																							

Parish Council	Sports Hall Courts	Swimming Pools	Indoor Bowls Rink	ATP - Full Size	FTP - Training Size	Fitness Stations	Squash Courts	Outdoor Bowls	Tennis Courts	Netball Courts	Cricket Pitches	MUGA	Skate Park	Rugby Pitches - Senior	Rugby Pitches - Junior	Activity Hall	Village Hall	Grass Pitch - Universal	Football - Senior	Football - Youth/9V9	Football - Mini	Outdoor Gym	Golf Courses - Holes	
Ellington									1			1							1					
Elton																							18	
Farcet																		1						
Fenstanton								1		3									2					
Folksworth & Washingley																								
Glatton																								
Godmanchester		1						1	2	2	1	1							1					
Grafham											1	1					1		1					
Great & Little Gidding																				2				
Great Gransden								1	4	1									1	1	2			
Great Paxton											1								1					
Great Staughton									2		1		1				1		1	1				
Haddon																								
Hail Weston												1	1							1				
Hamerton & Steeple Gidding																								
Hemingford Abbots																								
Hemingford Grey						14	4	1	3		1						1							
Hilton											1								1					
Holme																								
Holywell-Cum-Needingworth								1	2		1	1					1		2	1			18	
Houghton & Wyton								1	2		1						1		1					
Huntingdon	10	5	1	1	1	207	2	1	18	10	5	1	3	7		3	1	2	15	4	2	2		
Kimbolton & Stonely	6	1		2			2		17	7	7					1	1	3	1	3	3	1		

Parish Council	Sports Hall Courts	Swimming Pools	Indoor Bowls Rink	ATP - Full Size	FTP - Training Size	Fitness Stations	Squash Courts	Outdoor Bowls	Tennis Courts	Netball Courts	Cricket Pitches	MUGA	Skate Park	Rugby Pitches - Senior	Rugby Pitches - Junior	Activity Hall	Village Hall	Grass Pitch - Universal	Football - Senior	Football - Youth/9V9	Football - Mini	Outdoor Gym	Golf Courses - Holes
Kings Ripton									1			1											
Leighton Bromswold											1												
Little Paxton										2	1	1	1				1		1	2		1	
Morborne																							
Offord Cluny & Offord Darcy												1					1		2	2			
Old Hurst																							
Old Weston																							
Perry																							
Pidley-Cum-Fenton						27											1						32
Ramsey	3	1			1	36	2	1	13		2	1		3		1			4	3	5	1	27
Sawtry	3	1			1	50		1		2	2						1	1	1		4		
Sibson-Cum-Sibbington																							
Somersham							1	1	2		1	1	1				1		3	1	3		
Southoe & Midloe												1	1										
Spaldwick																							
St Ives	10	1		2		91	4	1	8	4	3		1	6	3	4		1	6	4	2		
St Neots	14	1	1	3	1	109	2	3	10	12	2	1	1	7	5	3	2	1	11	5	6		18
Stilton													1						1				
Stow Longa																							
The Stukeleys																	1		1				
Tilbrook																							
Toseland																							
Upton & Coningford																							

Parish Council	Sports Hall Courts	Swimming Pools	Indoor Bowls Rink	ATP - Full Size	FTP - Training Size	Fitness Stations	Squash Courts	Outdoor Bowls	Tennis Courts	Netball Courts	Cricket Pitches	MUGA	Skate Park	Rugby Pitches - Senior	Rugby Pitches - Junior	Activity Hall	Village Hall	Grass Pitch - Universal	Football - Senior	Football - Youth/9v9	Football - Mini	Outdoor Gym	Golf Courses - Holes
Upwood & the Raveleys								1	1		1	1					1		1			1	
Warboys																							
Waresly-Cum-Tetworth											1												
Water Newton																							
Winwick																							
Wistow																				1			
Woodhurst																	1						
Woodwalton																							
Wyton on the Hill												1											
Yaxley				1	1			1				1	1				1		4	4	3		
Yelling											1												
<b>Total</b>	<b>46</b>	<b>12</b>	<b>2</b>	<b>9</b>	<b>6</b>	<b>603</b>	<b>21</b>	<b>18</b>	<b>93</b>	<b>46</b>	<b>41</b>	<b>21</b>	<b>15</b>	<b>23</b>	<b>8</b>	<b>14</b>	<b>24</b>	<b>9</b>	<b>78</b>	<b>47</b>	<b>31</b>	<b>7</b>	<b>176</b>